

# MEMORIAL UNIVERSITY OF NEWFOUNDLAND

Budget 2018-19

*May 8, 2018*

# PROVINCIAL GOVERNMENT FUNDING GUIDANCE



---

	<u>2018-19</u>	<u>2019-20</u>
Grant reduction	(\$6.13)	(\$5.60)
Attrition	(3.00)	0.00
Grant in aid of tuition increase	<u>4.00</u>	<u>4.00</u>
Government funding	<u>(\$5.13)</u>	<u>(\$1.60)</u>

# BASE BUDGET ADJUSTMENTS

## 2018-19



	<u>Revenues</u>	<u>Expenditures</u>
Provincial Grant Reduction	(\$6.13)	
Provincial Grant Attrition	(3.00)	(\$3.00)
Provincial Grant in Aid of Tuition	4.00	
Federal Research Support Grant	(0.04)	(0.04)
Tuition Revenue	2.11	
Campus Renewal Fee	2.29	2.29
Student Services Fee	0.73	0.73
International Undergrad Tuition Attribution		1.06
Group Benefits		0.48
Graduate Fellowships		2.29
Inflation		1.21
HST on Management Fees		0.84
Budget Reduction to balance		<u>(5.90)</u>
<b>Total</b>	<b><u>(\$0.04)</u></b>	<b><u>(\$0.04)</u></b>

# PROJECTED BUDGET IMPACT: 2018-19 & 2019-20



---

	<u>2018-19</u>	<u>2019-20</u>
Expenditure Cuts	(\$5.90)	(\$3.53)
Attrition	<u>(3.00)</u>	<u>0.00</u>
Anticipated Reduction	<u>(\$8.90)</u>	<u>(\$3.53)</u>

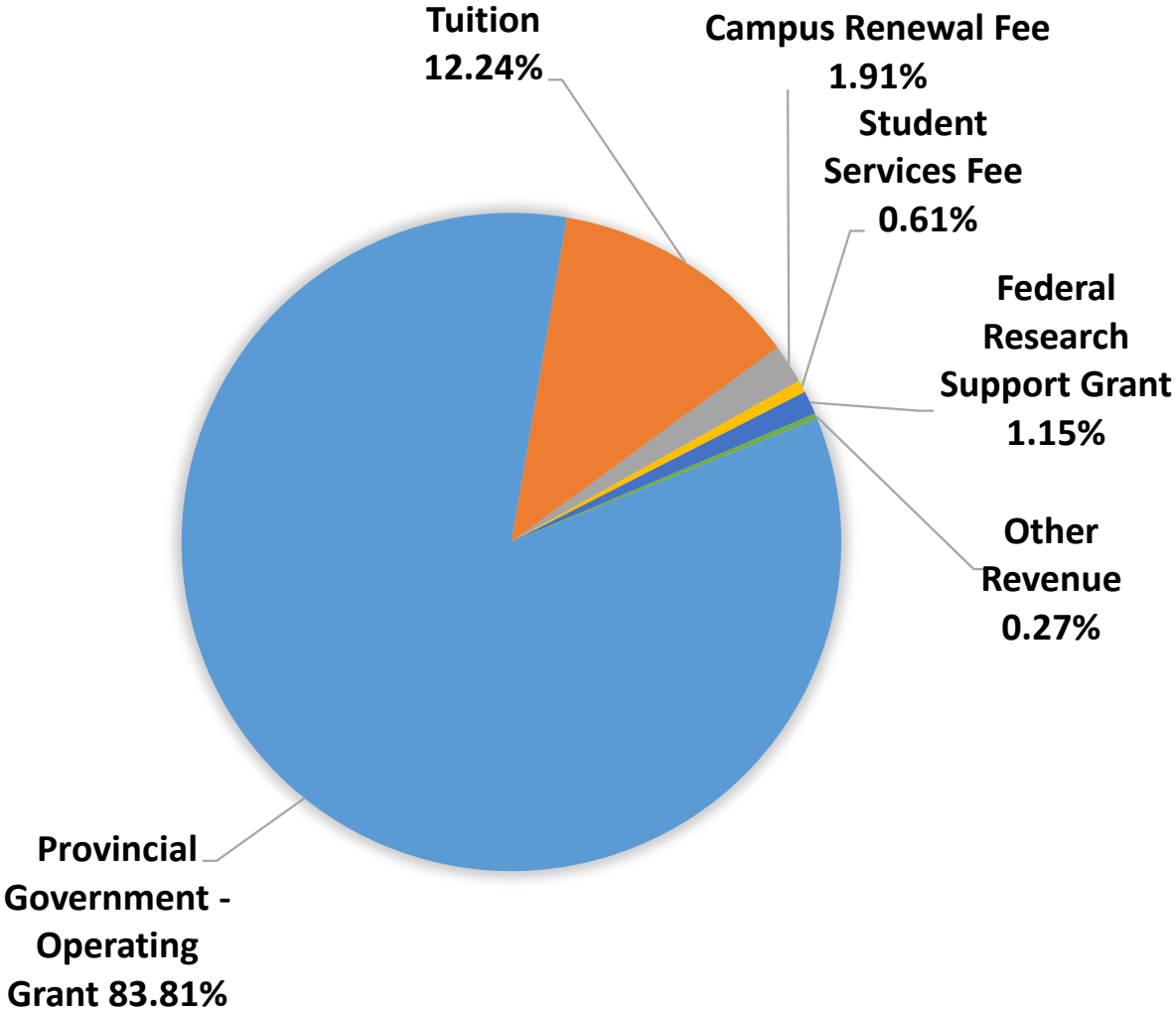
These estimates exclude the anticipated \$8 million pension contribution for 2019-20 and any further Government reductions and include minimal allowances for inflation, program growth, etc.

# OPERATING FUND 2018-19

## BUDGET REVENUES



### OPERATING REVENUES 2018-19

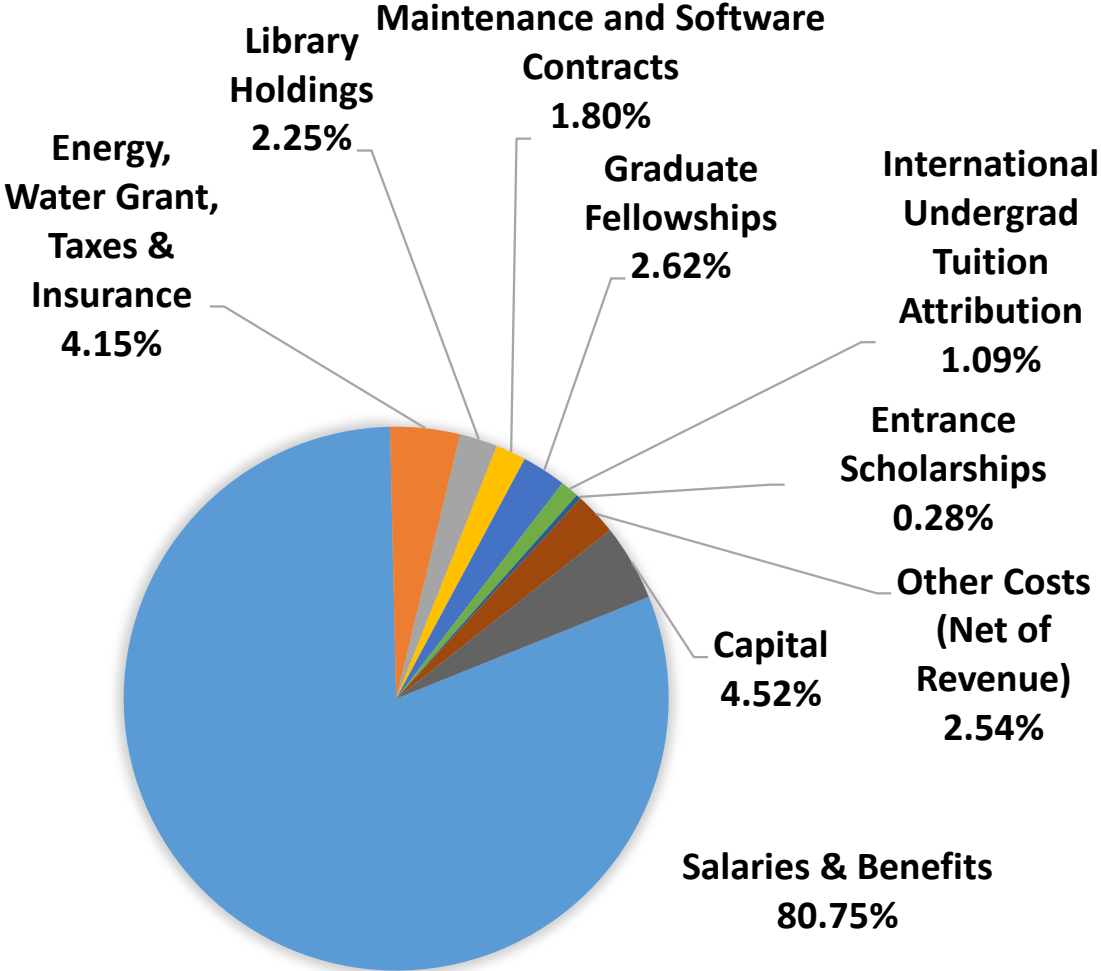


# OPERATING FUND 2018-19

## BUDGET EXPENDITURES

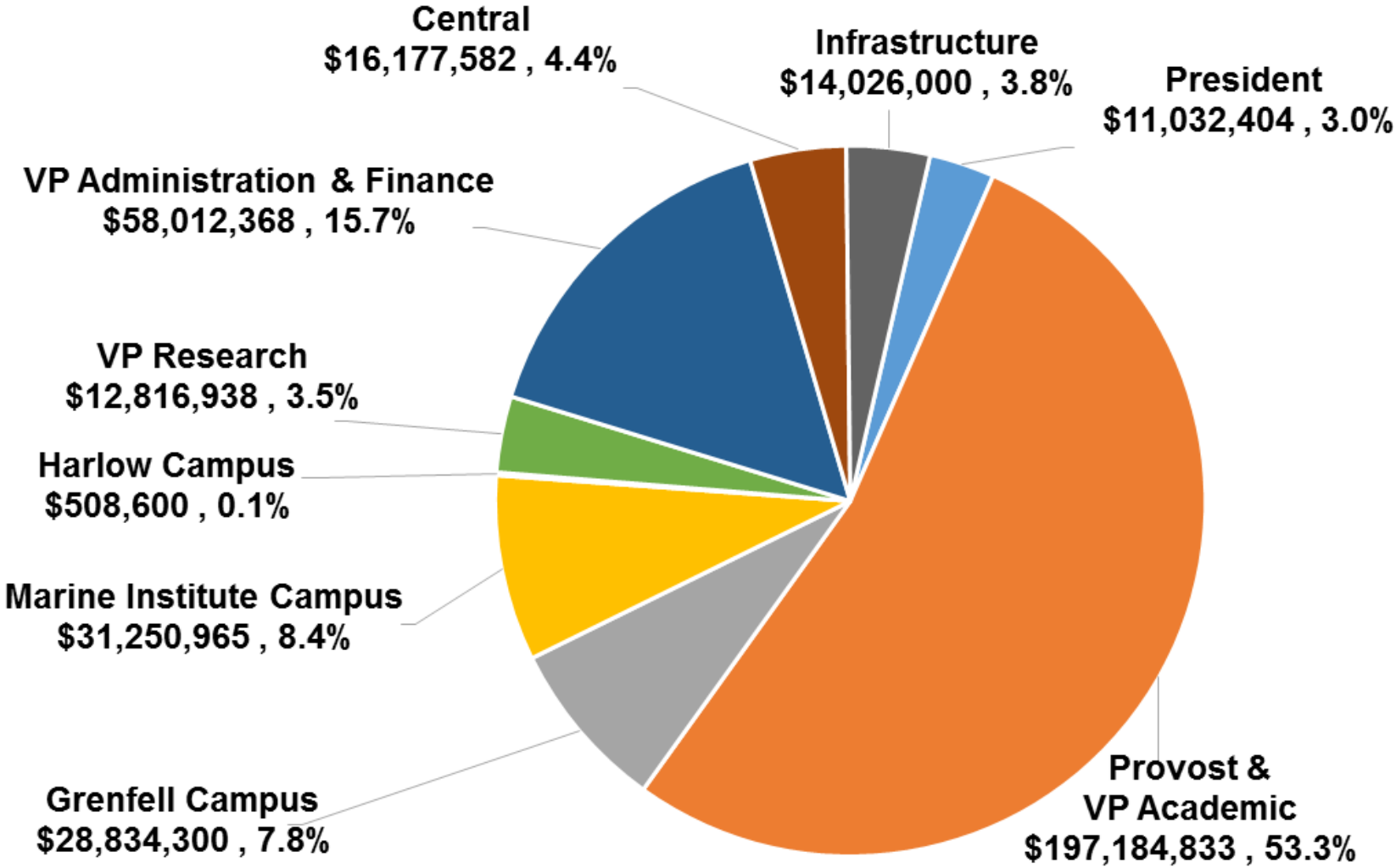


### EXPENDITURES 2018-19



# OPERATING FUND 2018-19

## BUDGET BY PORTFOLIO



# BASE BUDGET REDUCTIONS BY PORTFOLIO 2012-13 TO 2018-19

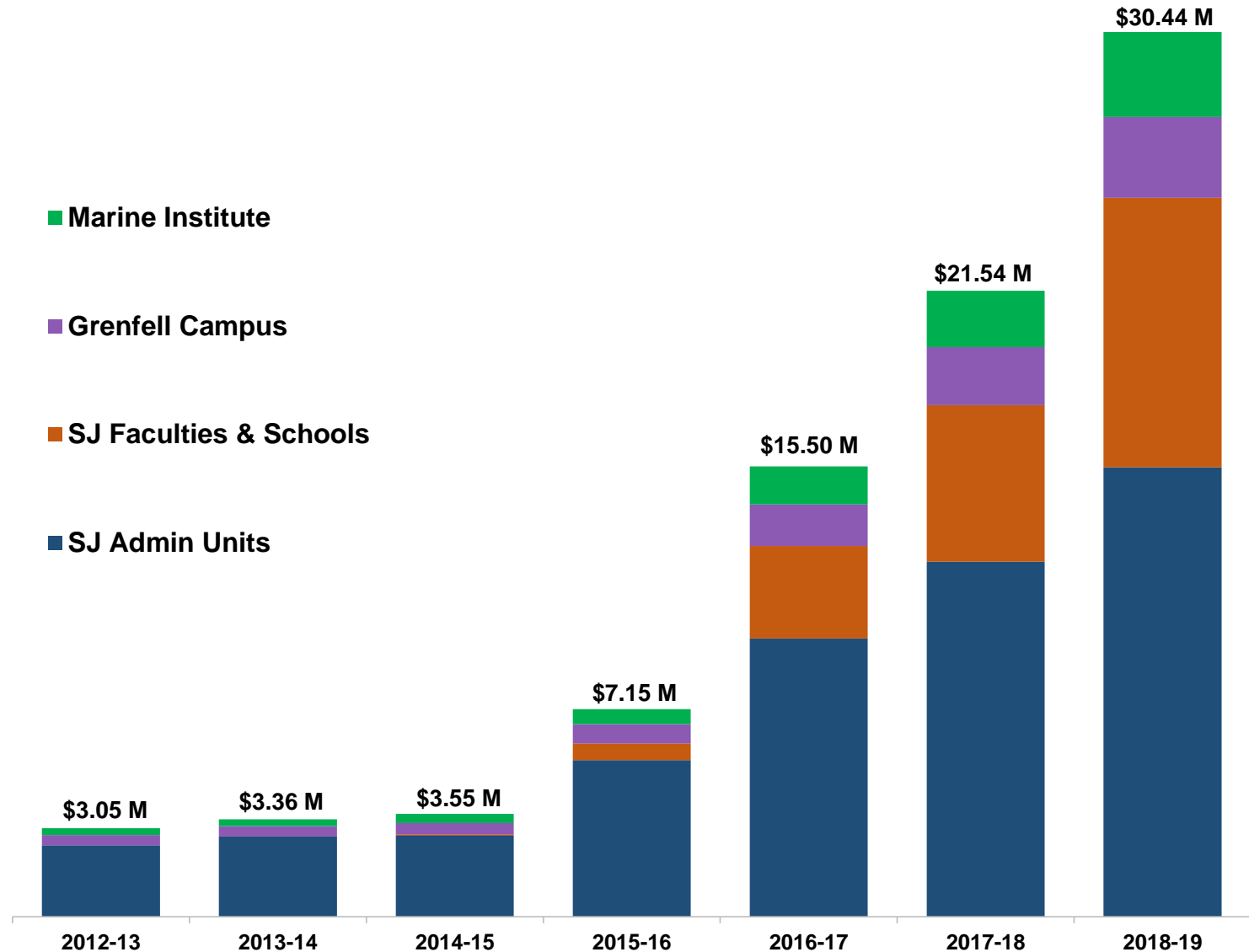


Portfolio	2018-19 Base Budget Reduction	Cumulative Reduction Total	Portfolio Budget Reduction Base	%
President / External Relations	\$287,890	\$2,233,524	\$10,765,291	20.7%
Provost & VP Academic	\$5,415,480	\$15,379,457	\$184,301,713	8.3%
VP Grenfell Campus	\$781,820	\$2,781,770	\$26,727,086	10.4%
VP Marine Institute	\$985,460	\$2,925,005	\$31,085,368	9.4%
VP Research	\$368,910	\$1,690,148	\$12,960,138	13.0%
VP Administration & Finance	\$1,060,440	\$5,433,996	\$34,057,717	16.0%
<b>Total</b>	<b>\$8,900,000</b>	<b>\$30,443,900</b>	<b>\$299,897,313</b>	<b>10.2%</b>

- In addition to cost of inflation, HST, etc.



# BASE BUDGET REDUCTIONS 2012-13 TO 2018-19



# BUDGET RISKS

---



- Infrastructure / Deferred Maintenance
- Pension Liability
- Collective Agreements

# Thank You