

Welcome to Physics 1021 Labs!

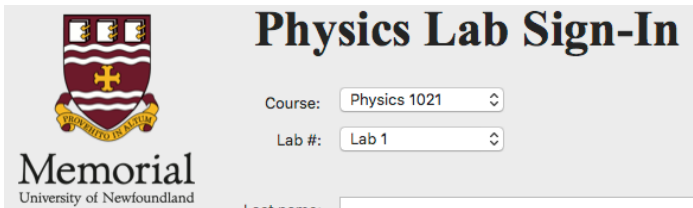
Logging in:

Your user name is shown on the top of your monitor and is the word **maclab** followed by a two digit number, e.g. **maclab07** or **maclab55**. Your password is the word **raptors**.

Before you begin:



We take attendance for every lab. To do so, double click the **Lab-Attendance** icon.



This window will pop up. Choose your course and lab number then enter your name and student number. Move this window out of the way with your mouse and

Click OK in the window that opens.






Both partners need to complete the sign in procedure. You also need to sign out on paper as you leave the lab.

Accessing the lab manual:

Good to know:

Choose **Phys 1021** from desktop folders

Double click	 Phys 1021
Double click	 P1021-Experiment1
Double click	 1021-Exp1-F2018.pdf
All lab and computing instructions are within this file.	

Labs are done with partners and you will normally have the same partner and the same seat all semester. Labs take 2 hours to complete.
Your lab report is to be completed by filling in the pages of your lab manual. The signed report is then placed in an assigned shelf at the end of the lab period.
You submit individual lab reports.
You are responsible for leaving the lab bench tidy.
Read your lab instructions very carefully. The instructions can be very detailed and the steps need to be followed as written to obtain acceptable experimental results. In addition, you will often find that the answers to questions are in the lab instructions or introductory pages.