

# Selected Statistics Aging Issues

---

Dr. Sharon K. Buehler

# Portrait of Canadian Population 2006

Statistics Canada: News release July 17 07

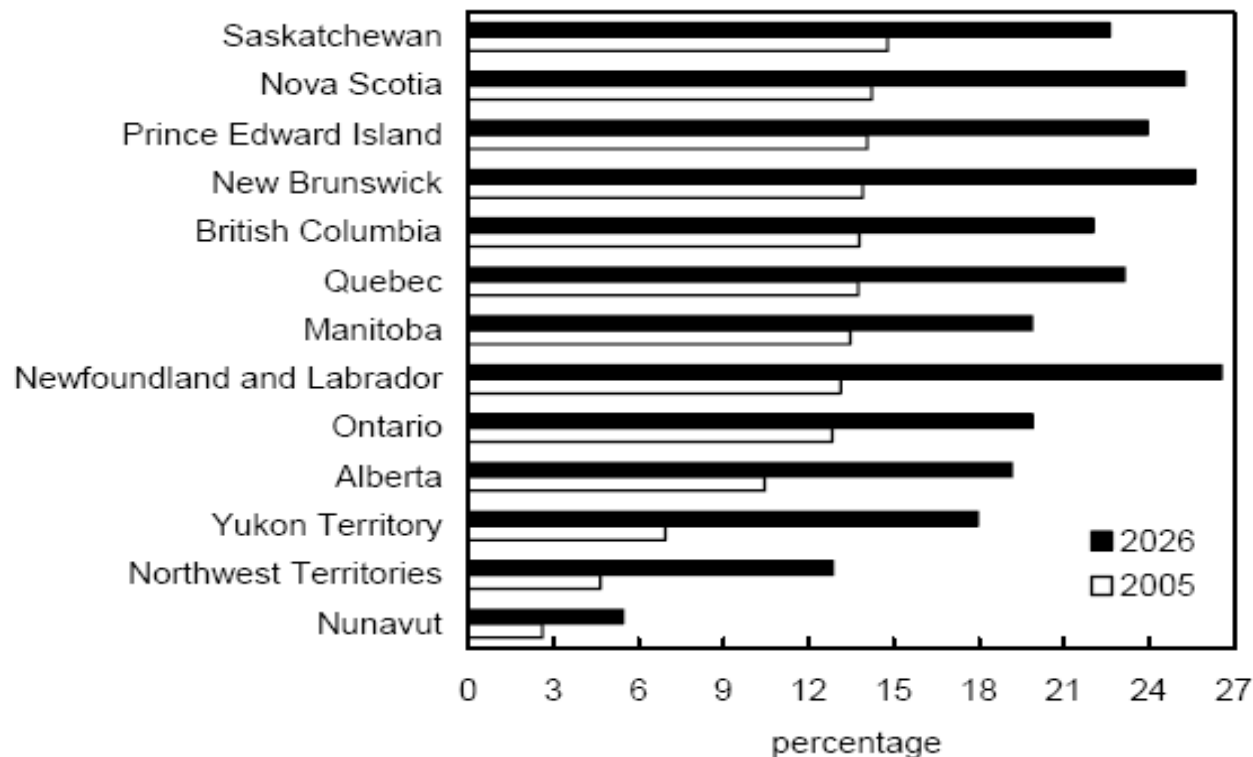
---

- ❑ 1 in 7 Canadians are seniors
- ❑ 2016 – year Stats Can predicts no longer enough new workers to replace retirees
- ❑ Canada 6<sup>th</sup> among G8 countries in % seniors
- ❑ Median age 39.5 [25.4 in 1966]
- ❑ 4635 Canadians 100+y

# Percentage 65+y 2005/2026

Chart 1.4

Percentage of population aged 65 or older comprised of seniors, by province, 2005 and projection for 2026



# Aboriginal Seniors

**Aboriginal population, by province and territory, 2001**

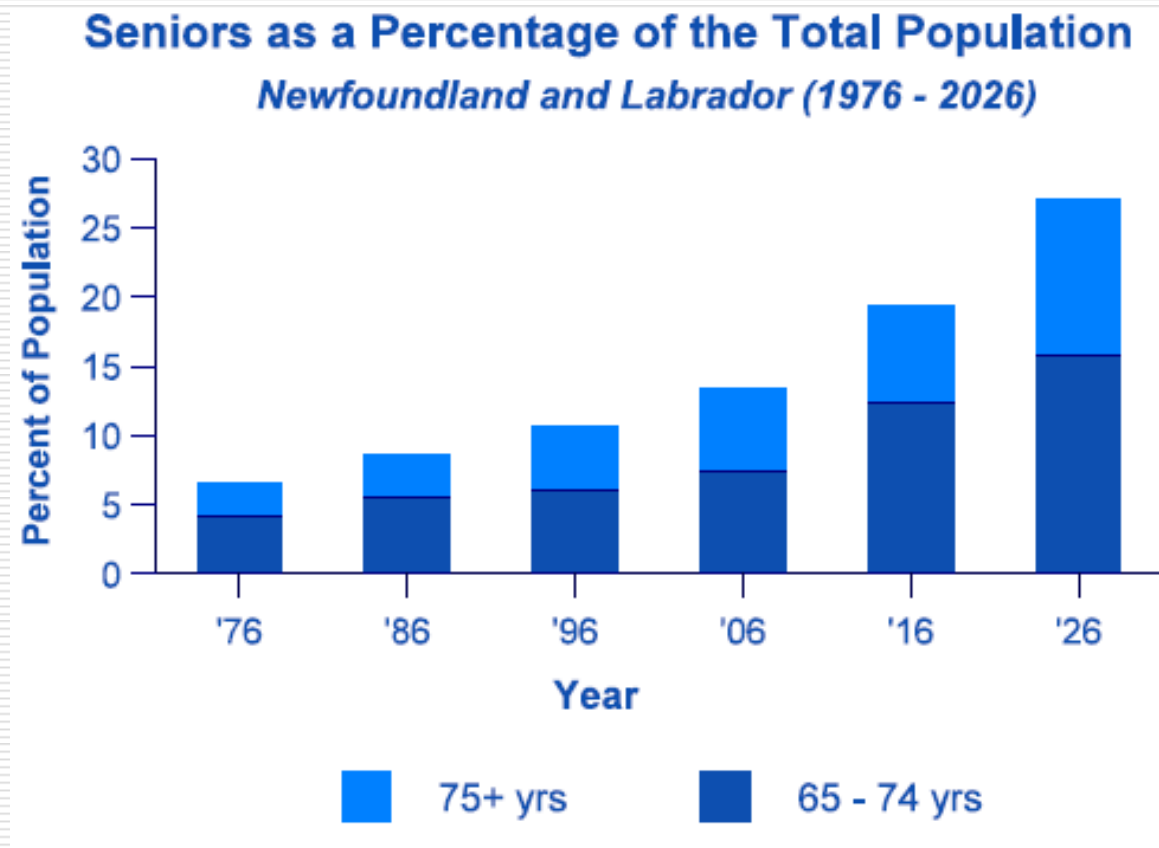
	Aboriginal Seniors		Aboriginal seniors as a percentage of the total Aboriginal population in each region	Aboriginal seniors as a percentage of all seniors in region
	number	percent		
Newfoundland and Labrador	875	2.2	4.7	1.5
Prince Edward Island	80	0.2	5.9	0.5
Nova Scotia	670	1.7	3.9	0.6
New Brunswick	755	1.9	4.4	0.8
Quebec	4,555	11.5	5.7	0.5
Ontario	8,630	21.7	4.6	0.6
Manitoba	5,535	13.9	3.7	3.8
Saskatchewan	4,210	10.6	3.2	3.1
Alberta	5,135	12.9	3.3	1.8
British Columbia	7,240	18.2	4.3	1.4
Yukon Territory	345	0.9	5.3	21.0
Northwest Territories	1,020	2.6	5.4	65.0
Nunavut	625	1.6	2.8	90.6
<b>Canada</b>	<b>39,675</b>	<b>100.0</b>	<b>4.1</b>	<b>1.1</b>

# Statistics Canada Cohort Definitions

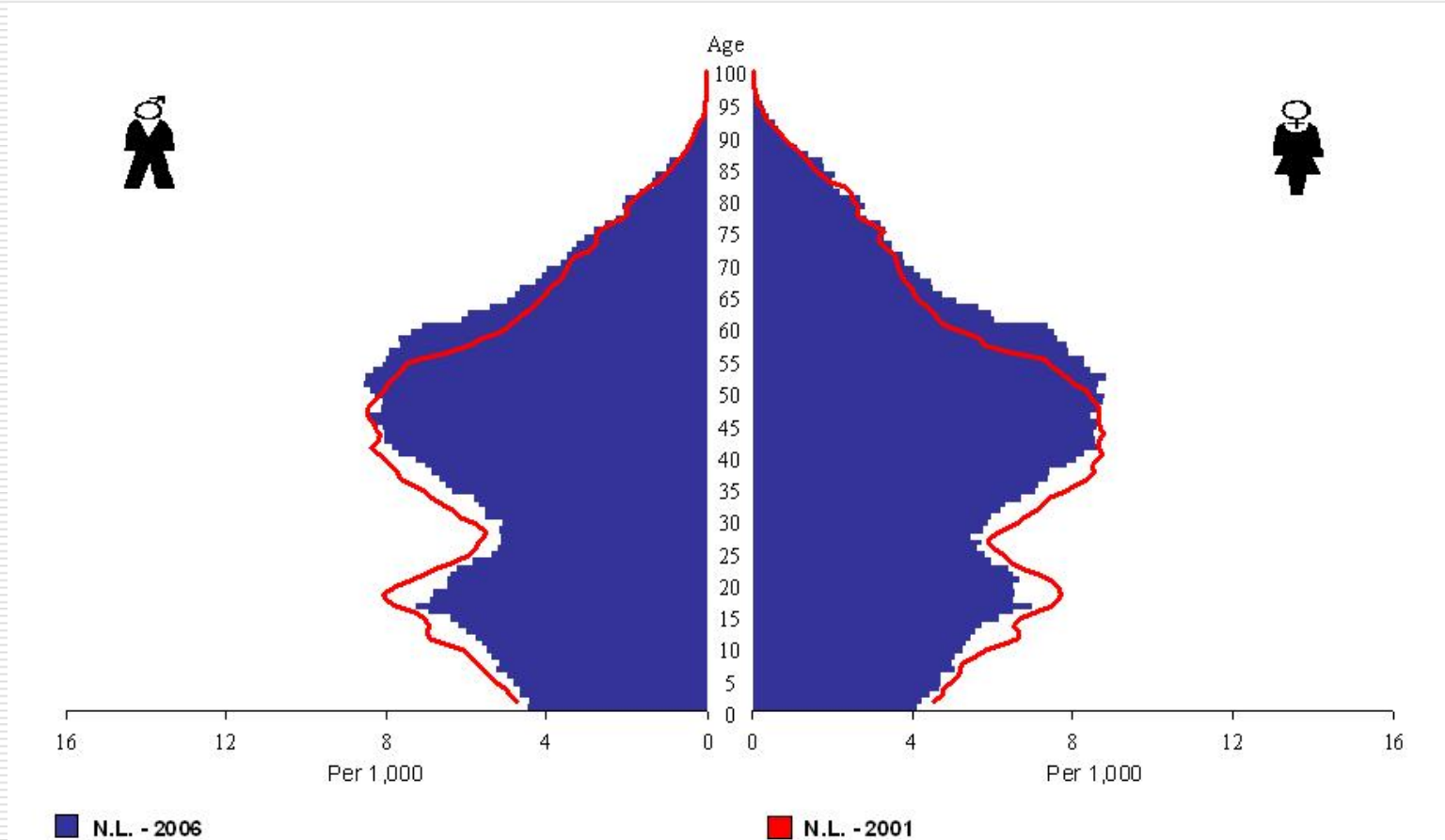
## Population St. John's 2006

Generation Cohorts	Birth years	Population St. John's 2006
Parents of boomers	1922-1938	14,610
WWII babies	1939-1945	11,760
Baby boomers	1946-1965	55,750
Baby busters	1966-1974	24,070
Babies of boomers	1975-1995	52,405

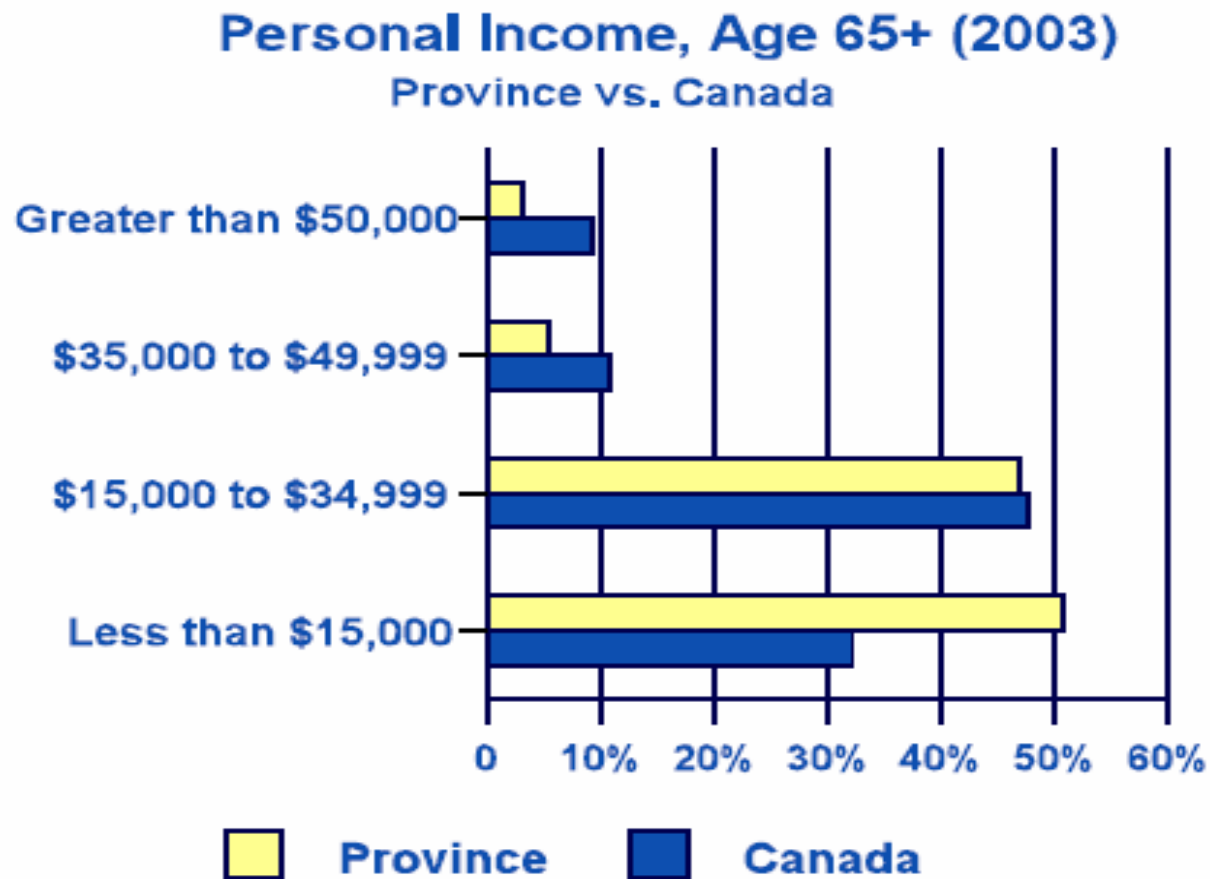
# Healthy Aging for All in the 21<sup>st</sup> Century – Seniors Profile



# Population Pyramid 2006

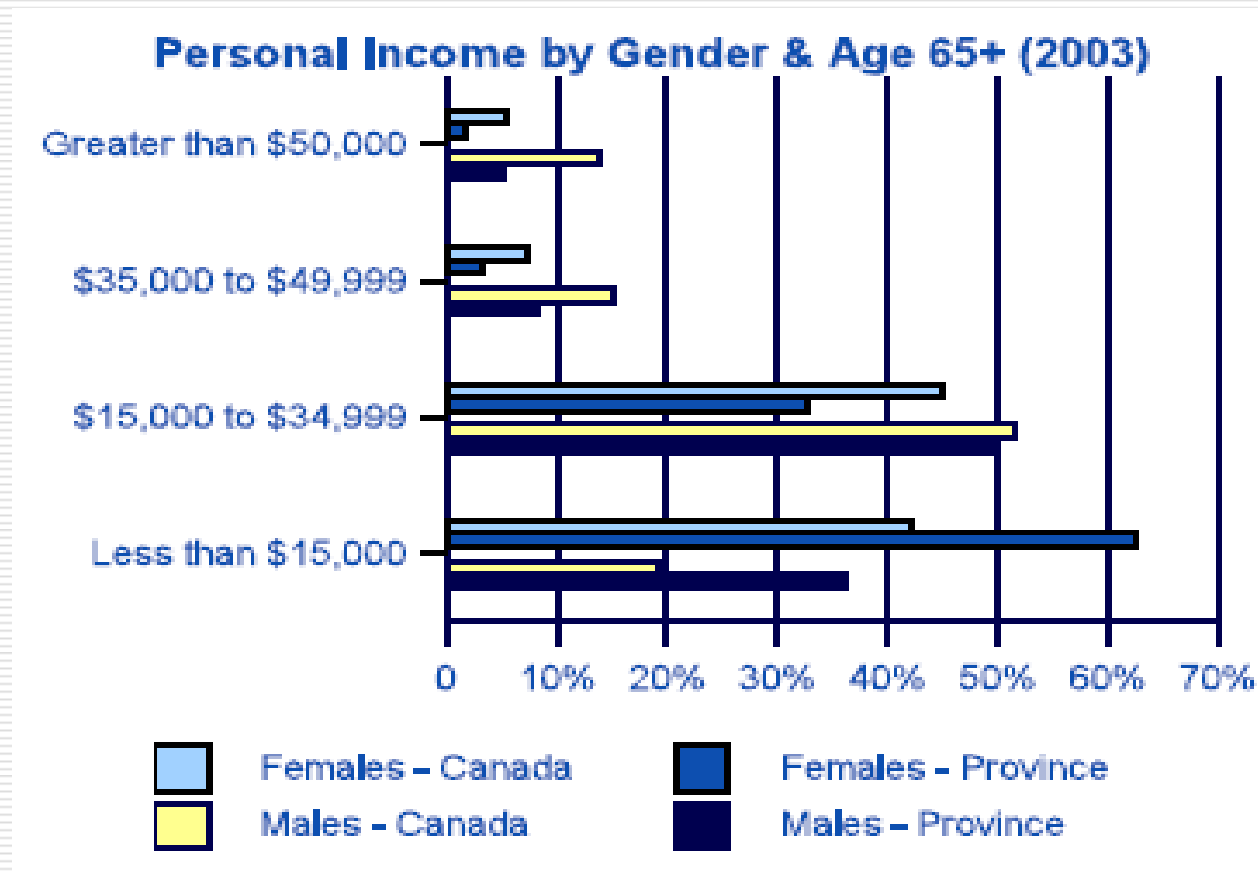


# Personal Income: Seniors in NL



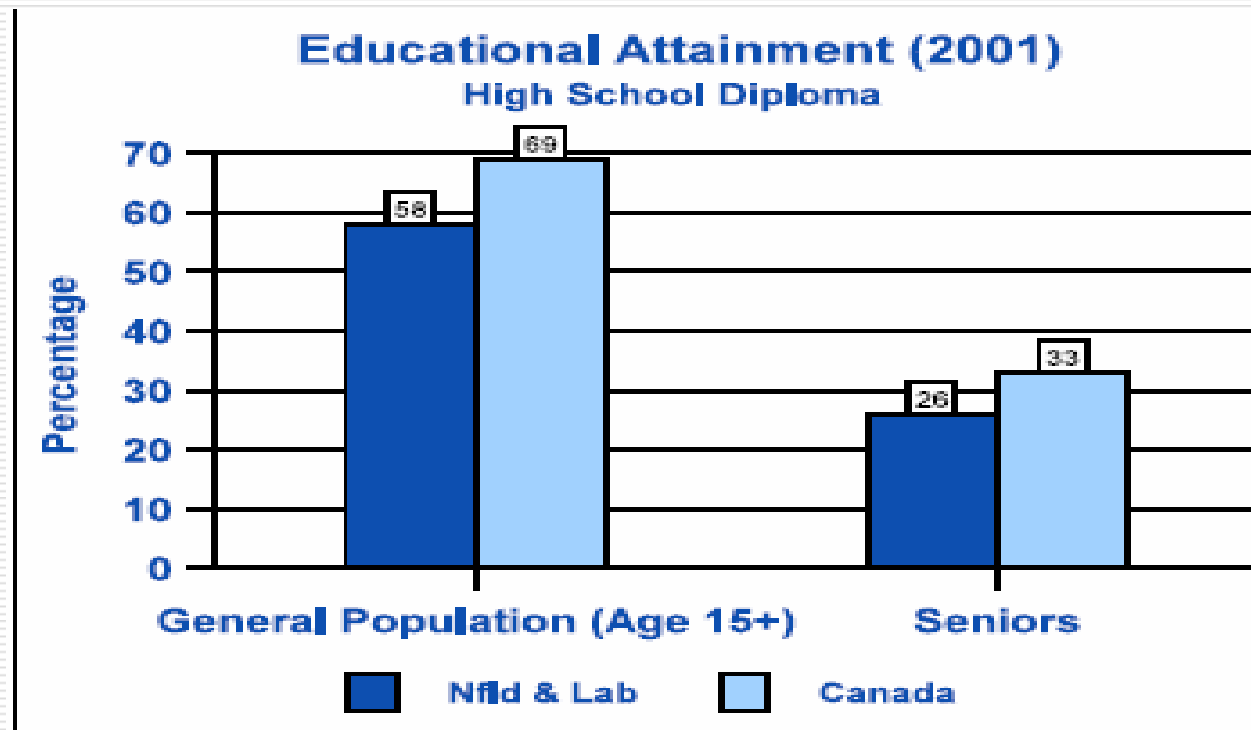


# Personal Income by Sex Seniors in NL



# Education: Seniors in NL

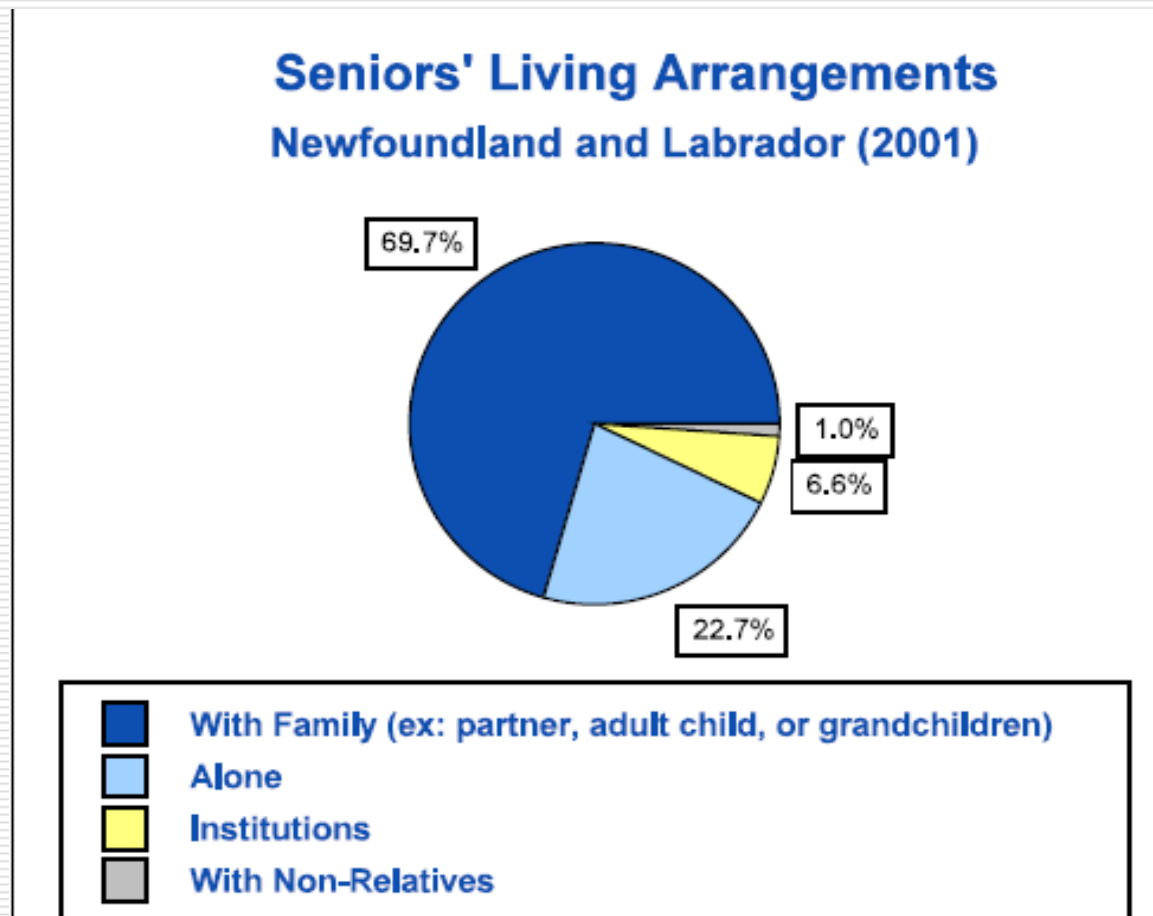
---



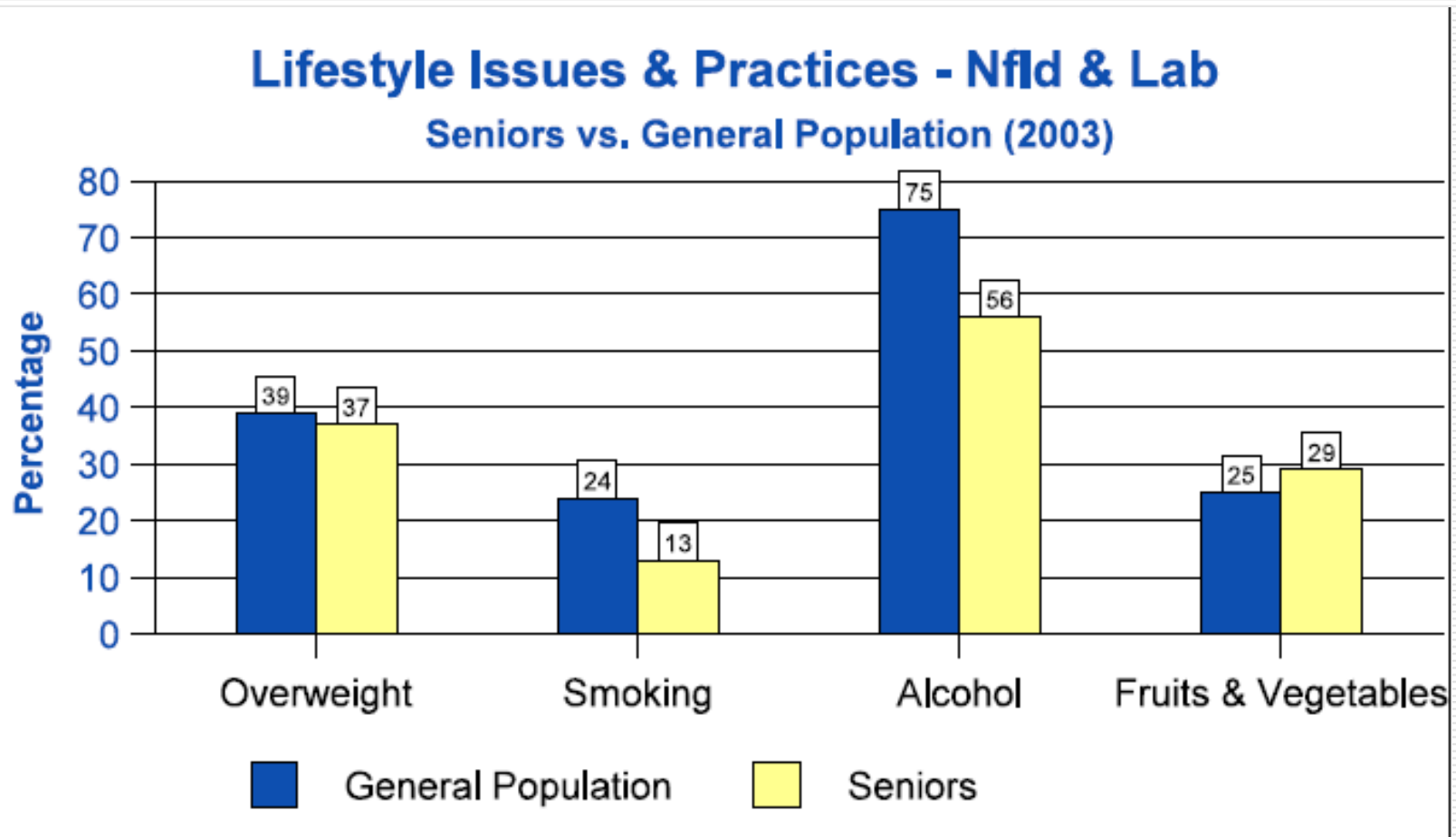
Source: Statistics Canada (2001 Census)

# Living Arrangements: Seniors in NL

---



# Lifestyles: Seniors in NL



# Chronic Conditions/Disability Seniors in NL

## NEWFOUNDLAND AND LABRADOR Chronic Conditions and Human Function by Age Group (2003) (percentages)

### Chronic Conditions

	<u>65+</u>	<u>12+</u>
Arthritis/Rheumatism:	50.9	20.5
High Blood Pressure:	50.0	16.8
Diabetes:	18.7	6.4
Asthma:	8.3	9.0

### Human Function

Activity Limitation:	37.5	22.5
Pain/Discomfort Affecting Activities:	13.2	10.9

# Community Profiles 2006

Name	Population	% change since 2001	Median age	Population >65
St. John's	100,646	1.5	39.1	13,545
Paradise	12,584	31.1	35.1	800
CBS	21,966	11.1	38.3	2,095
Portugal Cove-St. Phillips	6,575	1.21	38.7	1,420
Trinity	191	-20.4	48.6	45
Twillingate	2,448	-6.2	48.0	510
Woody Point	355	-3.0	48.8	80
Happy Valley-Goose Bay	7,572	-5.0	35.7	520

# Selected References

---

- ❑ Healthy Aging for All in the 21st Century – Seniors Profile. Government of Newfoundland and Labrador. 2006  
<http://www.health.gov.nl.ca/health/publications/2006/seniorsprofile.pdf>
- ❑ Statistics Canada. Portrait of Seniors in Canada. 2007  
<http://www.statcan.ca/english/ads/89-519-XPE/index.htm>
- ❑ Statistics Canada. Subject index: Seniors  
<http://cansim2.statcan.ca/cgi-win/cnsmcgui.pgm?Lang=E&ResultTemplate=Srch2&CORCmd=GetTList&CORId=70000>
- ❑ Statistics Canada. Portrait of the Canadian Population in 2006, by age and sex: Provincial/Territorial populations by age and sex. July 17 2007.  
<http://www12.statcan.ca/english/census06/analysis/agesex/ProvTerr2.cfm>
- ❑ Statistics Canada. Community Profiles 2006 census  
<http://www12.statcan.ca/english/census06/data/profiles/community/Index.cfm?Lang=E>

# Possible CIHR Team Grant: Dr. Peter Wang

---

- Focus on disability
  - Social participation
  - Independence
  - Economic costs
  - Need for support
- Objectives
  - Describe patterns of mobility disabilities in NL seniors, underlying conditions, impact
  - Describe barriers to social participation
    - Age, sex, environment, nature of disability
  - Describe needs for services
- Deadlines
  - LOI November 1, 2007
  - Full proposal June 2, 2008