

**MEMORIAL UNIVERSITY OF NEWFOUNDLAND
INDEX TO CONSOLIDATED FINANCIAL STATEMENTS
FOR THE YEAR ENDED 31 MARCH 2000**

Consolidated Financial Statements

Auditors' Report	
Notes to Consolidated Financial Statements	
Consolidated Statement of Financial Position	Statement 1
Consolidated Statement of Operations	Statement 2
Consolidated Statement of Changes in Net Assets	Statement 3
Consolidated Statement of Cash Flows	Statement 4

Audited Supplementary Schedules

Auditors' Report on Supplementary Schedules	
Schedule of Financial Position	Schedule 1
Schedule of Operations	Schedule 2
Schedule of Operating Revenue	Schedule 3
Schedule of Operating Expenditure by Function	Schedule 4
Schedule of Operating Expenditure by Object	Schedule 5
Schedule of Sponsored Research Revenue	Schedule 6

Unaudited Supplementary Schedules

Graphic Presentation of Revenue and Expenditure	Schedule A
Schedule of Academic Expenditure by Object	Schedule B
Schedule of Student Services Expenditure by Object	Schedule C
Schedule of Ancillary Enterprises Operations	Schedule D
Schedule of Administrative Expenditure by Object	Schedule E
Schedule of Restricted for Endowment Purposes	Schedule F
Schedule of Insurance Coverages	Schedule G
Schedule of Compensation	Schedule H



**KPMG LLP
Chartered Accountants**

Cabot Place Suite 800
100 New Gower Street
St John's NF A1C 6K3

Telephone (709) 722-5593
Telefax (709) 726-3000
www.kpmg.ca

**AUDITORS' REPORT TO THE BOARD OF REGENTS
OF MEMORIAL UNIVERSITY OF NEWFOUNDLAND**

We have audited the consolidated statement of financial position of Memorial University of Newfoundland (the "University") as at March 31, 2000, the consolidated statements of operations, statement of changes in net assets and cash flows for the year then ended. These consolidated financial statements are the responsibility of the University's management. Our responsibility is to express an opinion on these consolidated financial statements based on our audit.

We conducted our audit in accordance with Canadian generally accepted auditing standards. Those standards require that we plan and perform an audit to obtain reasonable assurance whether the consolidated financial statements are free of material misstatement. An audit includes examining, on a test basis, evidence supporting the amounts and disclosures in the consolidated financial statements. An audit also includes assessing the accounting principles used and significant estimates made by management, as well as evaluating the overall financial statement presentation.

The University has excluded from liabilities and fund balances certain obligations with respect to vacation and service entitlements and tuition and residence fee revenues as described in note 4 that, in our opinion, should be recorded to conform with Canadian generally accepted accounting principles.

In our opinion, except for the effects on the consolidated financial statements of the matters referred to in the preceding paragraph, these consolidated financial statements present fairly, in all material respects, the financial position of the University as at March 31, 2000, and the results of its operations and its cash flows for the year then ended in accordance with Canadian generally accepted accounting principles.

KPMG LLP

Chartered Accountants
St. John's, Canada
May 19, 2000



MEMORIAL UNIVERSITY OF NEWFOUNDLAND

Notes to Consolidated Financial Statements

Year ended March 31, 2000
(thousands of dollars)

1. Authority and Purpose:

Memorial University of Newfoundland (the University) is a corporation operating under the authority of the *Memorial University of Newfoundland Act*. It is a comprehensive research university offering a full range of undergraduate, graduate and continuing studies programs; the academic governance of the University is vested in the Senate. The University is a not-for-profit entity, governed by a Board of Regents, the majority of whom are appointed by the Province of Newfoundland. The University is a registered charity under the Income Tax Act and accordingly is exempt from income taxes, provided certain requirements of the Income Tax Act are met.

2. Significant Accounting Policies:

General:

These financial statements have been prepared in accordance with Canadian generally accepted accounting principles, except for accrual of obligations for vacation and service entitlements and tuition and residence fee revenues as described in Note 4. The accounting principles are summarized below:

(a) Use of estimates:

The preparation of financial statements in conformity with Canadian generally accepted accounting principles requires management to make estimates and assumptions that affect the reported amounts of assets and liabilities and disclosure of contingent assets and liabilities at the date of the financial statements and the reported amounts of revenues and expenses during the year. Actual results could differ from those estimates. These estimates are reviewed periodically, and, as adjustments become necessary, they are reported in earnings in the period in which they become known.

(b) Consolidated statements:

These financial statements have been prepared on a consolidated basis reporting the operations and the financial position of the University and the following related not-for-profit organizations:

- \$ C-Core - Centre for Cold Ocean Resources Engineering
- \$ The Canadian Centre for Marine Communications (CCMC)
- \$ The Canadian Centre for Fisheries Innovation (CCFI)
- \$ Seabright Corporation Limited
- \$ The Memorial University of Newfoundland Art Gallery Incorporated
- \$ The Memorial University of Newfoundland Botanical Garden Incorporated
- \$ Canada Games Park 1995 Incorporated

MEMORIAL UNIVERSITY OF NEWFOUNDLAND

Notes to Consolidated Financial Statements

Year ended March 31, 2000
(thousands of dollars)

2. Significant accounting policies (cont'd.):

(c) Cash equivalents and short-term investments:

Cash equivalents and short-term investments consist primarily of cash, treasury bills and bankers' acceptances bearing interest rates of 5.28% to 5.60% (1999 - 4.82% to 5.30%). Those with original maturities at date of purchase of three months or less are classified as cash equivalents whereas those with original maturities beyond three months and less than twelve months are classified as short-term investments. Both are stated at cost, which approximates market value.

(d) Revenue recognition:

The University follows the deferral method of accounting for contributions which includes donations and government grants.

The University receives grants and donations from a number of different sources to cover operating, research and capital expenditures. The operating portions of the grants are recorded as revenue in the period to which they relate. The capital portions of grants are recorded as a deferred contribution and amortized into revenue at a rate corresponding with the amortization rate for the related capital assets.

During the year the grant revenue from the Province of Newfoundland has been recorded as follows:

	2000	1999
	\$	\$
Total Provincial Government Grant	124,930	116,642
Less portion restricted for capital expenditures	9,261	8,371
Net Provincial Government Grant	115,669	108,271

Unrestricted contributions are recognized as revenue when received or receivable if the amount to be received can be reasonably estimated and collection is reasonably assured.

Externally restricted contributions other than endowment contributions are recognized as revenue in the year in which the related expenses are recognized.

MEMORIAL UNIVERSITY OF NEWFOUNDLAND

Notes to Consolidated Financial Statements

Year ended March 31, 2000
(thousands of dollars)

2. Significant accounting policies (cont'd):

Endowment contributions are recognized as direct increases in endowment net assets.

Revenues from tuition and residence fees are recognized on a modified cash basis. Revenues from contracts and sales are recognized when the services are provided or the goods are sold.

(e) Contributed services:

A substantial number of volunteers contribute a significant amount of their time to the University each year. Because of the difficulty of determining the fair value, contributed services are not recognized in these financial statements.

(f) Investments:

The carrying amounts (cost values) and fair values of investments are summarized as follows:

	2000		1999	
	Carrying Amount	Fair Value	Carrying Amount	Fair Value
	\$	\$	\$	\$
Fixed income securities	27,540	27,535	27,147	27,546
Equity securities	11,340	11,498	10,494	9,719
	38,880	39,033	37,641	37,265

Fair values have been determined on the basis described in note 13 and are considered to approximate market values.

Details of significant terms and considerations, exposures to interest rate and credit risks on investments are as follows:

- (i) The quality of fixed income securities is supported by federal, provincial and municipal government guarantees or high quality corporate bonds. No significant weightings exist within the corporate bond category that would pose any material credit rate risk to the University.
- (ii) Interest rates on the fixed income securities range from 5.10% to 8.25%, with maturities that range from 2000 to the year 2010.

MEMORIAL UNIVERSITY OF NEWFOUNDLAND

Notes to Consolidated Financial Statements

Year ended March 31, 2000
(thousands of dollars)

2. Significant accounting policies (cont'd):

- (iii) The income earned on the securities is used to pay scholarships and fund endowed chairs. Expenditure levels on these activities are determined based on the performance of the investments.

(g) Capital assets:

Purchased capital assets (except art collection assets) are recorded at cost. Donated capital assets (except art collection assets) are recorded at fair value at the date of acquisition. Repairs and maintenance costs are charged to expense. Betterments which extend the estimated life of an asset are capitalized.

The University's permanent art collection is expensed as incurred and the value of donated art is not recognized in these financial statements.

Capital assets are amortized using the following rates. One half year's amortization is taken in the year of acquisition and no amortization in the year of disposal.

Buildings	8% declining balance
Furniture and Equipment	20% declining balance
Computers	30% declining balance
Vehicles	30% declining balance
Campus Network	20% declining balance
Library Collection	10 years straight line

(h) Pension costs and obligations:

The employees of the University participate in a defined benefit pension plan administered under the Memorial University (Pensions) Act with any deficiencies being guaranteed by the Province of Newfoundland. Payments to the pension plan consist of contributions from the employees and contributions from the University as prescribed by the Pension Benefits Act (1997). The University's contributions to the pension plan are recorded as an expenditure within the Statement of Operations.

MEMORIAL UNIVERSITY OF NEWFOUNDLAND

Notes to Consolidated Financial Statements

Year ended March 31, 2000
(thousands of dollars)

3. Accounting Change:

Statement of Cash Flows

The University has adopted the new recommendations of the Canadian Institute of Chartered Accountants with respect to Cash Flow Statements, the major effect of which is a change in the definition of cash equivalents and the exclusion of certain non-cash transactions. The change has been applied retroactively and prior years have been restated.

4. Vacation and Service Entitlements and Tuition and Residence Fees:

It is the practice of the University to account for vacation and service entitlements and tuition and residence fees on a cash basis.

The Canadian Institute of Chartered Accountants (CICA) has determined that for fiscal years commencing on or after January 1, 1989, the accounting principles in the CICA Handbook should apply to all not-for-profit corporations including universities. CICA principles require accrual of these obligations.

Had the University recognized these obligations in accordance with CICA principles, expenditures for the year would have increased by \$958 (1999 - \$1,248), revenue would have increased by \$335 (1999 - (\$544)), and excess of revenue over expenditures for the year would have decreased by \$623 (1999 - \$1,792). The cumulative effect of recognizing these obligations as at March 31, 2000, would have been an increase in accrued liabilities of \$19,322, an increase in unearned revenue of \$2,392, and a reduction of unrestricted net assets of \$21,714.

The University has not accrued these amounts as Management and the Board of Regents strongly believes that the recognition of these obligations should coincide with the annual funding required to meet these obligations.

MEMORIAL UNIVERSITY OF NEWFOUNDLAND

Notes to Consolidated Financial Statements

Year ended March 31, 2000
(thousands of dollars)

5. Capital Assets:

			2000	1999
	Cost	Accumulated Amortization	Net Book Value	Net Book Value
	\$	\$	\$	\$
Buildings	135,763	58,701	77,062	70,626
Furniture and Equipment	19,411	9,706	9,705	8,264
Computers	8,995	3,388	5,607	4,051
Vehicles	578	130	448	153
Campus Network	1,731	865	866	1,212
Library Collection	69,961	43,176	26,785	26,564
	236,439	115,966	120,473	110,870

6. Deferred Contributions:

(a) Expenses of future periods:

Deferred contributions related to expenses of future periods represent unspent externally restricted grants and donations for research and programs.

	2000	1999
	\$	\$
Balance, beginning of year	28,253	22,661
Revenue received during the year	29,905	26,264
Expenses incurred during the year	25,456	20,672
	32,702	28,253

(b) Capital assets:

Deferred capital contributions related to capital assets represent the unamortized amount and unspent amount of donations and grants received for the purchase of capital assets. The amortization of deferred capital contributions is recorded as revenue in the statement of operations.

MEMORIAL UNIVERSITY OF NEWFOUNDLAND

Notes to Consolidated Financial Statements

Year ended March 31, 2000
(thousands of dollars)

6. Deferred Contributions (cont-d):

	2000	1999
	\$	\$
Balance, beginning of year	108,303	93,802
Additional contributions received	26,670	27,036
Less amounts amortized to revenue	(15,245)	(12,535)
	119,728	108,303

The balance of deferred capital contributions related to capital assets consists of the following:

	2000	1999
	\$	\$
Unamortized deferred capital contributions	117,867	107,877
Unspent capital contributions	1,861	426
	119,728	108,303

c) Total deferred contributions:

	2000	1999
	\$	\$
Expenses of future periods	32,702	28,253
Capital assets	119,728	108,303
	152,430	136,556

7. Net Assets:

(a) Restricted for endowment purposes:

The University has total restricted net assets for endowment purposes of \$38,011 (1999 - \$36,686) consisting of internally and externally restricted assets. Restricted assets of \$30,034 (1999 - \$28,776) are subject to externally imposed restrictions requiring the principal to be maintained intact. Additional externally restricted assets of \$1,077 (1999 - \$1,010) are subject to externally imposed restrictions requiring that the principal be loaned to students and, subject to the collection success, the principal is to be maintained intact. In addition, the General University Endowment fund of \$6,900 (1999 - \$6,900) is an internally restricted

MEMORIAL UNIVERSITY OF NEWFOUNDLAND

Notes to Consolidated Financial Statements

Year ended March 31, 2000
(thousands of dollars)

7. Net Assets (cont'd.):

endowment asset created by the Board of Regents and the principal is not available for other purposes without their approval. Investment income on the assets externally restricted are restricted as stipulated. Investment income on the internally restricted endowment is recorded as unrestricted income in the Consolidated Statement of Operations and any unspent income is recapitalized to preserve the principal.

(b) Unrestricted net assets:

The University has unrestricted net assets consisting of the following:

	2000	1999
	\$	\$
Net assets internally restricted for specific purposes	2,665	3,445
Net assets invested in related entities	3,852	3,418
Net assets invested in VERIP (note 9)	(6,495)	(6,495)
Unrestricted operating net assets	4,240	1,445
	4,262	1,813

All unrestricted income is reported in the Consolidated Statement of Operations.

8. Capital Commitments and Contingencies:

Capital Leases:

The University has entered into a number of capital lease arrangements with the Royal Bank of Canada. These lease arrangements provide for the acquisition of a number of capital assets which included a major project in 1997 for a campus network. The assets are being financed over various remaining terms up to four years. The required repayments in the next five years are \$802, \$561, \$152, \$96 and \$80.

Capital Construction Commitment:

The University has commenced a major capital project to construct and equip a Marine base on the Southside Harbour St. John's. The project is being funded from the proceeds of the Opportunity Fund Campaign and the Offshore Development Fund. Total project costs are \$5 million with \$900,000 expended to March 31, 2000. The remaining \$4.1 million will be expended in the current fiscal year.

MEMORIAL UNIVERSITY OF NEWFOUNDLAND

Notes to Consolidated Financial Statements

Year ended March 31, 2000
(thousands of dollars)

8. Capital Commitments and Contingencies (cont-d.):

Contingencies:

(a) Reciprocal Exchange of Insurance Risks:

The University, in association with fifty Canadian universities, participates in a reciprocal exchange (CURIE) of insurance risks. This self-insurance cooperative involves a contractual agreement to share the insurance property and liability risks of member universities for a term of not less than five years.

The projected cost of claims will be funded through members' premiums based on actuarial projections. As of December 31, 1999, CURIE has a surplus of \$10.6 million, of which the University's prorata share is approximately 3% on an ongoing basis. In addition, the reciprocal has obtained \$645 million re-insurance with commercial insurers to cover major property claims in excess of \$5 million per occurrence.

In respect of General Liability, the limit is \$20 million per occurrence. Re-insurance for liability coverage in the amount of \$15 million in excess of a \$5 million per occurrence retention is in place.

In the event premiums are not sufficient to cover claim settlements, the member universities would be subject to an assessment in proportion to their participation.

(b) Guarantee of loan for Council of Students' Union:

In 1994 the Board of Regents, with the authorization of the Province of Newfoundland, guaranteed a loan in the amount of \$1.2 million dollars for the Council of the Students' Union in connection with the renovations to the Thomson Student Centre. The current balance outstanding on the loan is \$686,000.

9. Voluntary Early Retirement Plan:

In February and May of 1996, the University offered faculty and non academic staff members, who had reached age 55 and had attained a minimum of ten years pensionable service, an opportunity to take early retirement under the provisions of a Voluntary Early Retirement Program (VERIP). Subject to eligibility criteria, the Program provided an incentive of enhanced pension benefits of up to five years pensionable service and waiver of actuarial reduction, if applicable, or a lump sum early retirement allowance. The early retirement incentive is being funded from operations.

MEMORIAL UNIVERSITY OF NEWFOUNDLAND

Notes to Consolidated Financial Statements

Year ended March 31, 2000
(thousands of dollars)

10. Memorial University Act:

In accordance with the Memorial University Act, the University is normally prohibited from recording a deficit on their financial statements. During 1996, pursuant to Section 36 of the Memorial University Act, the University requested approval from the Lieutenant-Governor in Council to record a deficit of up to \$5 million in 1996 and an additional \$10 million in 1997 as a result of the recognition of the liabilities related to Voluntary Early Retirement Plans for faculty and staff. The University has recorded an accumulated deficit with respect to these Voluntary Early Retirement Plans of \$6,495.

11. Opportunity Fund:

On March 25, 1997, the University launched a fund raising campaign with a goal to raise a combined total of \$50 million. The five year campaign has raised \$28 million in private sector pledges to date and the Government of Newfoundland and Labrador has agreed to match donor contributions on a dollar for dollar basis up to \$28 million. As at March 31, 2000, the Government has contributed \$18.3 million toward their matching contribution. The balance of uncollected pledges and matching funds has not been reflected in the financial accounts of the University.

12. Supplemental Retirement Income Fund:

The Board of Regents, at its May 1996 meeting, approved a Supplemental Retirement Income Plan, effective April 1, 1996, to provide benefits to employees of the University whose salaries exceed the Canada Customs and Revenue Agency maximum pensionable salary and whose defined-benefit pension, therefore, exceeds the maximum benefits payable from the Plan. The obligation to make benefit payments under this Supplemental Retirement Income Plan is recorded as a liability of general operations. A pension contribution holiday of \$64,000 occurred during the fiscal year ended March 31, 2000, to cover the actuarial value of the accrued benefit at March 31, 2000.

13. Fair Value Disclosures:

The following methods and assumptions were used to estimate the fair value of each class of financial instruments.

(i) General:

For certain of the University's financial instruments, including:

- (a) cash
- (b) accounts receivable
- (c) accrued interest receivable
- (d) accounts payable and accrued liabilities

MEMORIAL UNIVERSITY OF NEWFOUNDLAND

Notes to Consolidated Financial Statements

Year ended March 31, 2000
(thousands of dollars)

13. Fair Value Disclosures (cont-d.):

The carrying amounts approximate fair value due to the immediate or short-term maturity of these financial instruments.

(ii) Investments:

Fair values of investments are determined as follows:

Cash and short-term investments maturing within one year are stated at cost which, together with accrued interest income, approximate fair value given the short-term nature of these instruments.

Bonds and equities are valued at year-end quoted market prices received from security dealers or from prices published in financial newspapers.

In determining fair values, adjustments have not been made for transaction costs as they are not considered to be significant.

(iii) Mortgage receivable:

The carrying value of the mortgage receivable approximates its fair market value based on market rates for similar instruments.

(iv) Voluntary Early Retirement Plan:

The carrying value of this long-term payable is calculated based on an actuarial valuation of this liability discounted to present day values, and consequently represents its fair value.

(v) Other long-term liabilities:

The carrying value of other long-term liabilities approximates fair value based on similar instruments.

14. Uncertainty due to the Year 2000 Issue:

The Year 2000 Issue arises because many computerized systems use two digits rather than four to identify a year. Date-sensitive systems may recognize the Year 2000 as 1900 or some other date resulting in errors when information using Year 2000 dates is processed. In addition, similar problems may arise in some systems which use certain dates in 1999 to represent something other than a date. Although the change in date

MEMORIAL UNIVERSITY OF NEWFOUNDLAND

Notes to Consolidated Financial Statements

Year ended March 31, 2000

(thousands of dollars)

14. Uncertainty due to the Year 2000 Issue (cont-d.):

has occurred, it is not possible to be certain that all aspects of the Year 2000 issue affecting the company, including those related to customers, suppliers, or other third parties, have been fully resolved.

15. Subsequent event:

On May 4, 2000, the University awarded a contract for the construction of a new Field House. The project will be substantially funded from the proceeds of the Opportunity Fund Campaign. The total project costs are \$13 million and will be expended over the next two fiscal years.

16. Comparative figures:

Certain of the 1999 comparative figures have been reclassified to conform with the financial presentation adopted in 2000.

MEMORIAL UNIVERSITY OF NEWFOUNDLAND

Consolidated Statement of Financial Position

March 31, 2000, with comparative figures for 1999

(thousands of dollars)

	2000	1999
Assets		
Current assets:		
Cash and cash equivalents (note 2)	\$ 18,437	\$ 8,353
Short-term investments	16,546	14,302
Accounts receivable	20,479	22,003
Inventory and prepaids	4,074	3,558
Accrued interest receivable	1,502	1,332
	61,038	49,548
Mortgage receivable	832	882
Investments (note 2)	38,880	37,641
Capital assets (note 5)	120,473	110,870
	\$ 221,223	\$ 198,941

Liabilities, Deferred Contributions and Net Assets

Current liabilities:		
Accounts payable and accrued liabilities	\$ 17,371	\$ 14,566
Long-term liabilities:		
VERIP	5,878	5,878
Other	3,091	3,433
	8,969	9,311
Deferred contributions (note 6)	152,430	136,556
Net Assets:		
Net assets invested in capital assets	180	9
Net assets restricted for endowment purposes (note 7)	38,011	36,686
Unrestricted net assets (note 7)	4,262	1,813
	42,453	38,508
	\$ 221,223	\$ 198,941

See accompanying notes to consolidated financial statements.

On behalf of the Board:

Chair of the Board of Regents

Chair of the Finance Committee

MEMORIAL UNIVERSITY OF NEWFOUNDLAND

Consolidated Statement of Operations

Year ended March 31, 2000, with comparative figures for 1999

(thousands of dollars)

	2000	1999
Revenue:		
Government grants	\$ 140,397	\$ 133,064
Student fees	50,358	49,309
Sales and services	11,256	11,310
Amortization of deferred capital contributions	15,245	12,535
Investment income	4,649	5,627
Other income	15,438	14,134
	<u>237,343</u>	<u>225,979</u>
Expenditures:		
Salaries and employee benefits	157,631	153,415
Travel and hosting	9,152	8,556
Materials and supplies	22,359	23,898
Renovations	5,217	5,794
Books	412	517
Scholarships and bursaries	12,939	10,564
Amortization	14,923	12,913
Utilities	12,466	11,543
Equipment rentals	2,473	2,225
Externally contracted services	8,932	8,473
Professional fees	5,111	4,622
Other	2,100	1,693
External cost recoveries	(16,393)	(15,941)
	<u>237,322</u>	<u>228,272</u>
Excess (deficiency) of revenue over expenditures for the year	\$ 21	\$ (2,293)

See accompanying notes to consolidated financial statements.

MEMORIAL UNIVERSITY OF NEWFOUNDLAND

Consolidated Statement of Changes in Net Assets

Year ended March 31, 2000, with comparative figures for 1999

(thousands of dollars)

	Invested in Capital Assets	Restricted for Endowment	Unrestricted	2000 Total	1999 Total
Balance, beginning of year	\$ 9	\$ 36,686	\$ 1,813	\$ 38,508	\$ 34,439
Excess (deficiency) of revenue over expenditures	322	(2,599)	2,298	21	(2,293)
Endowment contributions		3,924		3,924	6,362
Reduction to invested in capital assets	(151)		151	0	
Balance, end of year	\$ 180	\$ 38,011	\$ 4,262	\$ 42,453	\$ 38,508

See accompanying notes to consolidated financial statements.

MEMORIAL UNIVERSITY OF NEWFOUNDLAND

Consolidated Statement of Cash Flows

Year ended March 31, 2000, with comparative figures for 1999

(thousands of dollars)

	2000	1999 (note 3)
Cash provided by (used in):		
Operating activities:		
Excess (deficiency) of revenue over expenditure for the year	\$ 21	\$ (2,293)
Items not involving cash:		
Amortization of capital assets	14,923	12,913
Net increase in deferred contributions related to expenses of future periods	4,449	5,592
Amortization of deferred capital contributions	(15,245)	(12,535)
Change in non-cash working capital	3,643	2,523
	7,791	6,200
Financing and investing activities:		
Endowment contributions	3,924	6,362
Addition to deferred capital contributions	26,670	27,036
Capital assets acquired	(24,526)	(30,180)
(Increase) decrease in pooled investments	(1,239)	3,238
(Increase) in short-term investments	(2,244)	(14,302)
(Decrease) increase in long-term liabilities	(342)	315
Reduction in mortgage receivable	50	47
	2,293	(7,484)
Increase (decrease) in cash and cash equivalents	10,084	(1,284)
Cash and cash equivalents, beginning of year	8,353	9,637
Cash and cash equivalents, end of year	\$ 18,437	\$ 8,353

See accompanying notes to consolidated financial statements.



KPMG LLP
Chartered Accountants

Cabot Place Suite 800
100 New Gower Street
St John's NF A1C 6K3

Telephone (709) 722-5593
Telefax (709) 726-3000
www.kpmg.ca


**AUDITORS' REPORT TO THE BOARD OF REGENTS
OF MEMORIAL UNIVERSITY OF NEWFOUNDLAND
ON SUPPLEMENTARY INFORMATION**

We have audited and reported separately herein on the consolidated financial statements of Memorial University of Newfoundland (the "University") as at and for the year ended March 31, 2000.

Our audit was conducted for the purpose of forming an opinion on the basic consolidated financial statements of the University taken as a whole. The supplementary information included in Schedules 1 through 6 is presented for purposes of additional analysis and is not a required part of the basic consolidated financial statements. Such supplementary information has been subject to the auditing procedures applied in the audit of the basic consolidated financial statements and, in our opinion, is fairly stated in all material respects in relation to the basic consolidated financial statements taken as a whole.

KPMG LLP

Chartered Accountants
St. John's, Canada
May 19, 2000



MEMORIAL UNIVERSITY OF NEWFOUNDLAND
CONSOLIDATED SCHEDULE OF FINANCIAL POSITION
AS AT MARCH 31, 2000
(Thousands of dollars)

SCHEDULE 1

	OPERATING	1999	ANCILLARY	1999	PLANT	1999	SPONSORED	1999	SPECIAL	1999	TOTAL	TOTAL
	\$		\$		\$		\$		\$		\$	1999
Current assets:												
Cash and cash equivalents	(15,614)	(19,495)	(154)	(225)	2,063	949	16,388	9,106	15,754	18,018	18,437	8,353
Short-term investments	16,546	14,302									16,546	14,302
Accounts receivable	10,573	11,631	303	227	1,578	1,464	5,408	6,236	2,617	2,445	20,479	22,003
Accrued interest receivable	351	398							1,151	934	1,502	1,332
Inventory and prepaid expense	2,412	1,722	1,631	1,795		2	12	8	19	31	4,074	3,558
Interfund accounts	2,065	1,773	(2,065)	(1,773)								
	16,333	10,331	(285)	24	3,641	2,415	21,808	15,350	19,541	21,428	61,038	49,548
Mortgage receivable					832	882					832	882
Investments							200		38,680	37,641	38,880	37,641
Capital assets			575	558	116,206	106,231	3,439	3,837	253	244	120,473	110,870
Total assets	<u>16,333</u>	<u>10,331</u>	<u>290</u>	<u>582</u>	<u>120,679</u>	<u>109,528</u>	<u>25,447</u>	<u>19,187</u>	<u>58,474</u>	<u>59,313</u>	<u>221,223</u>	<u>198,941</u>
Current liabilities:												
Accounts payable and accrued liabilities	10,892	7,907	(14)	109	3,878	4,359	2,103	1,839	512	352	17,371	14,566
Long-term liabilities:												
VERIP	5,878	5,878									5,878	5,878
Other	1,485	1,395			1,606	2,038					3,091	3,433
	7,363	7,273			1,606	2,038					8,969	9,311
Deferred contributions					115,836	104,224	22,428	16,638	14,166	15,694	152,430	136,556
Net assets												
Net assets invested in capital assets			575	558	(445)	(601)	16	19	34	33	180	9
Net assets restricted for endowment purposes									38,011	36,686	38,011	36,686
Unrestricted net assets	(1,922)	(4,849)	(271)	(85)	(196)	(492)	900	691	5,751	6,548	4,262	1,813
	(1,922)	(4,849)	304	473	(641)	(1,093)	916	710	43,796	43,267	42,453	38,508
Total Liabilities, Deferred contributions and Net assets	<u>16,333</u>	<u>10,331</u>	<u>290</u>	<u>582</u>	<u>120,679</u>	<u>109,528</u>	<u>25,447</u>	<u>19,187</u>	<u>58,474</u>	<u>59,313</u>	<u>221,223</u>	<u>198,941</u>

MEMORIAL UNIVERSITY OF NEWFOUNDLAND
CONSOLIDATED SCHEDULE OF OPERATIONS
FOR THE YEAR ENDED MARCH 31, 2000
(Thousands of dollars)

SCHEDULE 2

	OPERATING	1999	ANCILLARY ENTERPRISES	1999	PLANT	1999	SPONSORED RESEARCH	1999	SPECIAL PURPOSE AND TRUST	1999	TOTAL 2000	TOTAL 1999
	\$		\$		\$		\$		\$		\$	
Revenue												
Government grants	115,669	108,271	150			2,469	18,594	16,870	5,984	5,454	140,397	133,064
Amortization of deferred capital contributions					14,708	11,962	524	570	13	3	15,245	12,535
Student fees	50,229	49,200							129	109	50,358	49,309
Sales and services			11,256	11,310							11,256	11,310
Investment income	2,092	2,106					136	196	2,421	3,325	4,649	5,627
Other income	5,484	5,775	523	73	444	185	7,652	5,601	1,335	2,500	15,438	14,134
Total revenue	173,474	165,352	11,929	11,383	15,152	14,616	26,906	23,237	9,882	11,391	237,343	225,979
Expenditure												
Salaries and employee benefits	138,772	135,849	4,217	4,086	1	1	10,543	9,896	4,098	3,583	157,631	153,415
Travel and hosting	4,691	4,655	66	73		1	2,803	2,319	1,592	1,508	9,152	8,556
Materials and supplies	8,860	9,399	5,722	5,799	(2)	5	6,708	7,718	1,071	977	22,359	23,898
Renovations	2,748	1,048	786	413	1,484	4,295	6	15	193	23	5,217	5,794
Books	265	364	6	5			112	102	29	46	412	517
Scholarships and bursaries	4,522	4,416	1				3,364	2,288	5,052	3,860	12,939	10,564
Utilities	10,380	9,367	817	870	(1)	4	155	164	1,115	1,138	12,466	11,543
Equipment rentals	2,130	1,550	56	54	(1)	1	192	494	96	126	2,473	2,225
Amortization			98	70	14,277	12,255	528	576	20	12	14,923	12,913
Externally contracted service	6,161	6,100	393	326	(1)	1	1,456	1,060	923	986	8,932	8,473
Professional fees	2,716	2,399	17	14	(7)	263	1,639	1,438	746	508	5,111	4,622
Other	1,465	1,319	47	46	39	40	117	133	432	155	2,100	1,693
External cost recoveries	(14,558)	(12,780)	24	(61)	(326)	(2,032)			(1,533)	(1,068)	(16,393)	(15,941)
Total expenditure	168,152	163,686	12,250	11,695	15,463	14,834	27,623	26,203	13,834	11,854	237,322	228,272
Increase (decrease) for the year before the following	5,322	1,666	(321)	(312)	(311)	(218)	(717)	(2,966)	(3,952)	(463)	21	(2,293)
Interfund transfers	(2,395)	(528)	152	66	763	(47)	923	3,067	557	(2,558)		
Net increase (decrease) in net assets for the year	2,927	1,138	(169)	(246)	452	(265)	206	101	(3,395)	(3,021)	21	(2,293)

MEMORIAL UNIVERSITY OF NEWFOUNDLAND
SCHEDULE OF UNIVERSITY OPERATING REVENUE
FOR THE YEAR ENDED MARCH 31, 2000
(Thousands of dollars)

SCHEDULE 3

	2000	1999
	\$	\$
Government grants		
Province of Newfoundland		
Department of Education	99,075	92,309
Department of Health	16,153	15,472
Other	441	490
	<u>115,669</u>	<u>108,271</u>
Student fees		
Semester tuition		
Undergraduates	41,099	41,188
Graduates	3,082	3,270
Non credit courses		
Continuing Studies	671	689
Sir Wilfred Grenfell College	254	240
Marine Institute	1,056	893
Other fees	4,067	2,920
	<u>50,229</u>	<u>49,200</u>
Investment income	<u>2,092</u>	<u>2,106</u>
Other income		
Rental income	495	503
Miscellaneous income	4,067	4,446
Medical Practice Associates	922	826
	<u>5,484</u>	<u>5,775</u>
Total revenue	<u><u>173,474</u></u>	<u><u>165,352</u></u>

MEMORIAL UNIVERSITY OF NEWFOUNDLAND
SCHEDULE OF UNIVERSITY OPERATING EXPENDITURE BY FUNCTION
FOR THE YEAR ENDED MARCH 31, 2000

SCHEDULE 4

(Thousands of dollars)

	2000	1999
	\$	\$
Academic		
Faculty of Arts	18,702	18,668
Faculty of Business Administration	5,599	5,721
Faculty of Education	5,645	5,610
Faculty of Engineering and Applied Science	5,897	5,846
Faculty of Medicine	19,617	19,092
Faculty of Science	25,694	25,396
School of Continuing Education	4,317	4,267
School of Graduate Studies	2,880	2,961
School of Music	1,271	1,336
School of Nursing	2,198	2,180
School of Pharmacy	1,154	1,247
School of Physical Education and Athletics	1,902	1,699
School of Social Work	1,748	1,603
Sir Wilfred Grenfell College	10,310	9,980
Co-operative Education Services Centre	634	647
Labrador Institute of Northern Studies	235	268
Animal Care Unit	259	245
Fisheries and Marine Institute	16,647	15,603
Technical Services	1,888	2,030
	<u>126,597</u>	<u>124,399</u>
Support services		
Administrative departments	11,594	10,925
Computing and Communications	6,866	6,645
Library	5,513	5,579
Student Services	4,098	4,157
Facilities Management	13,484	11,981
	<u>41,555</u>	<u>39,287</u>
Total expenditure	<u><u>168,152</u></u>	<u><u>163,686</u></u>

MEMORIAL UNIVERSITY OF NEWFOUNDLAND
SCHEDULE OF UNIVERSITY OPERATING EXPENDITURE BY OBJECT
FOR THE YEAR ENDED MARCH 31, 2000
(Thousands of dollars)

SCHEDULE 5

	Academic	1999	Library	1999	Student	1999	Facilities	1999	Computing and	1999	Administration	1999	Total	Total
	\$		\$		\$		\$		\$		\$		\$	\$
Academic salaries	64,043	63,024	1,660	1,625	488	459					179	181	66,370	65,289
Other instruction and research salaries	1,454	1,266	93	103	796	942		4	101	94	58	54	2,502	2,463
Other salaries and wages	30,459	29,580	2,691	2,699	1,337	1,391	6,864	7,015	2,643	2,501	8,214	7,957	52,208	51,143
Employee benefits	13,573	13,000	691	665	252	252	1,375	1,316	428	407	1,373	1,314	17,692	16,954
	109,529	106,870	5,135	5,092	2,873	3,044	8,239	8,335	3,172	3,002	9,824	9,506	138,772	135,849
Travel and hosting	3,585	3,613	34	42	154	164	152	132	62	46	704	658	4,691	4,655
Materials and supplies	6,324	6,775	310	460	292	230	734	641	722	714	478	579	8,860	9,399
Renovations	561	218	5	2	28	31	2,094	732	56	53	4	12	2,748	1,048
Library acquisitions	1,429	1,451	3,886	3,956	7	7	6	11	3	2	14	17	5,345	5,444
Scholarships and bursaries	3,664	4,006			454	367					404	31	4,522	4,404
Utilities	3,180	2,768	56	59	220	251	6,572	5,973	177	155	175	161	10,380	9,367
Furniture and equipment														
Rental	905	509	28	8	11	1	41	29	1,069	998	76	5	2,130	1,550
Purchase	2,225	1,971	165	36	45	14	300	151	1,037	709	114	412	3,886	3,293
Externally contracted service	2,005	2,119	51	46	57	60	1,163	1,130	2,763	2,697	122	48	6,161	6,100
Professional fees	1,950	1,326	25	6	(3)	4	65	54			679	1,009	2,716	2,399
Other														
Institutional memberships	147	157	13	9	9	10	4	5	7	10	169	164	349	355
Property tax	96	87					248	48					344	135
Insurance	140	165	44	48			161	194	1	2	6	5	352	414
Debt repayments	73	30			11	18	17	12	107	116	4	4	212	180
Space rental	174	222			9	2	12	12			13	11	208	247
External cost recoveries	(5,971)	(4,793)	(188)	(193)	(24)	(32)	(6,024)	(5,327)	(1,273)	(1,150)	(1,078)	(1,285)	(14,558)	(12,780)
	20,487	20,624	4,429	4,479	1,270	1,127	5,545	3,797	4,731	4,352	1,884	1,831	38,346	36,210
Gross expenditure	130,016	127,494	9,564	9,571	4,143	4,171	13,784	12,132	7,903	7,354	11,708	11,337	177,118	172,059
Less assets capitalized:														
Capital assets	2,225	1,971	165	36	45	14	300	151	1,037	709	114	412	3,886	3,293
Library collection	1,194	1,124	3,886	3,956									5,080	5,080
Net expenditure	126,597	124,399	5,513	5,579	4,098	4,157	13,484	11,981	6,866	6,645	11,594	10,925	168,152	163,686

MEMORIAL UNIVERSITY OF NEWFOUNDLAND
CONSOLIDATED SCHEDULE OF SPONSORED RESEARCH REVENUE
FOR THE YEAR ENDED MARCH 31, 2000
(Thousands of dollars)

SCHEDULE 6

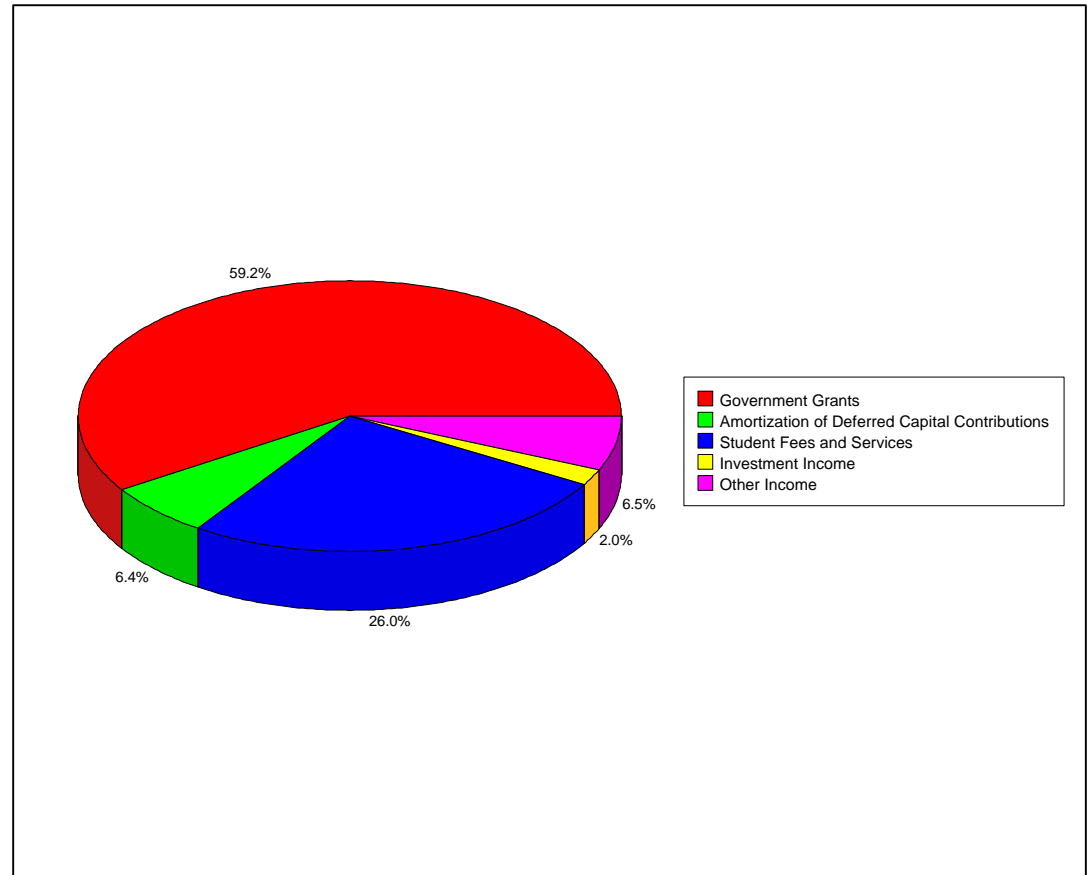
	2000	1999
	\$	\$
Health and Welfare Canada	433	342
Atlantic Canada Opportunities Agency	2,205	2,744
National Research Council	121	355
Industry Science and Technology Canada	5	37
Federal Government Miscellaneous	6,570	5,440
Social Sciences and Humanities Research Council	4,789	255
Medical Research Council	1,786	1,717
Natural Sciences and Engineering Research Council	6,751	7,146
Newfoundland Provincial Government	287	1,230
Foreign Sponsors	2,211	1,620
Business and Industry	4,998	5,451
Foundations	1,472	1,046
Other Non-Government Agencies	149	196
C-CORE Research Trust		176
Other	3,147	376
Memorial University Internal Awards	(1,833)	(1,901)
Gross revenue (Including interfund transfers)	33,091	26,230
Less revenue deferred to future periods	6,185	2,993
Net revenue	26,906	23,237

UNAUDITED SUPPLEMENTARY SCHEDULES

**GROSS REVENUE BY CATEGORY
FOR THE YEAR ENDED MARCH 31, 2000**

SCHEDULE A (I)

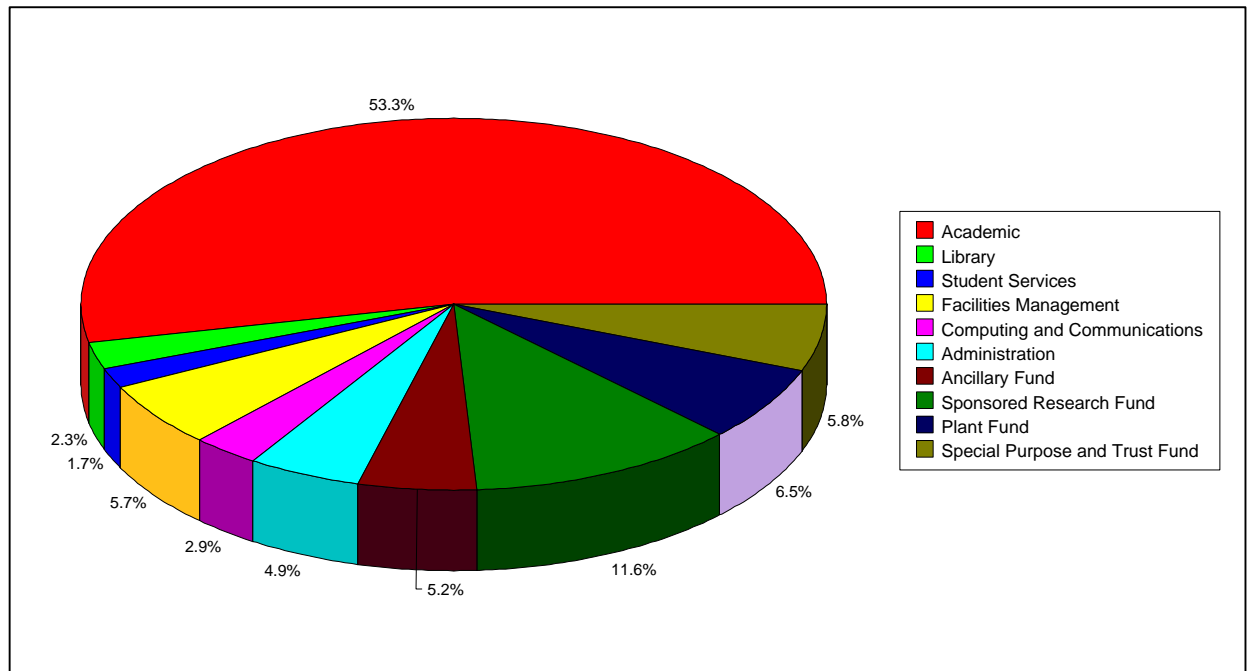
	<u>2000</u>	<u>1999</u>
Government Grants		
Operating Fund	115,669	108,271
Ancillary Fund	150	0
Sponsored Research Fund	18,594	16,870
Plant Fund	0	2,469
Special Purpose and Trust Fund	5,984	5,454
	<u>140,397</u>	<u>133,064</u>
Amortization of Deferred Capital Contributions		
Plant Fund	14,708	11,962
Sponsored Research Fund	524	570
Special Purpose and Trust Fund	13	3
	<u>15,245</u>	<u>12,535</u>
Student Fees and Services		
Operating Fund	50,229	49,200
Ancillary Fund	11,256	11,310
Special Purpose and Trust Fund	129	109
	<u>61,614</u>	<u>60,619</u>
Investment Income		
Operating Fund	2,092	2,106
Sponsored Research Fund	136	196
Special Purpose and Trust Fund	2,421	3,325
	<u>4,649</u>	<u>5,627</u>
Other Income		
Operating Fund	5,484	5,775
Ancillary Fund	523	73
Sponsored Research Fund	7,652	5,601
Plant Fund	444	185
Special Purpose and Trust Fund	1,335	2,500
	<u>15,438</u>	<u>14,134</u>
	<u><u>237,343</u></u>	<u><u>225,979</u></u>



NET EXPENDITURE BY FUND FOR THE YEAR ENDED MARCH 31, 2000

SCHEDULE A (II)

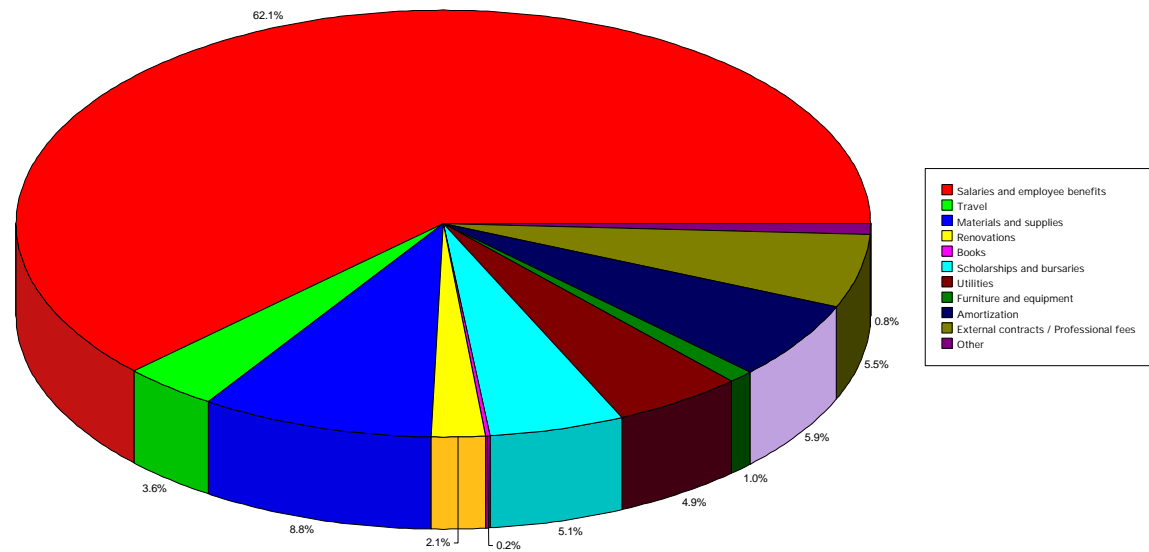
	2000	1999
Operating Fund		
Academic	126,597	124,399
Library	5,513	5,579
Student Services	4,098	4,157
Facilities Management	13,484	11,981
Computing and Communications	6,866	6,645
Administration	11,594	10,925
	<u>168,152</u>	<u>163,686</u>
Ancillary Fund	12,250	11,695
Sponsored Research Fund	27,623	26,203
Plant Fund	15,463	14,834
Special Purpose and Trust Fund	13,834	11,854
	<u>69,170</u>	<u>64,586</u>
	<u><u>237,322</u></u>	<u><u>228,272</u></u>



**GROSS EXPENDITURE BY CATEGORY
FOR THE YEAR ENDED MARCH 31, 2000**

SCHEDULE A(III)

	<u>2000</u>	<u>1999</u>
Salaries and employee benefits	157,631	153,415
Travel	9,152	8,556
Materials and supplies	22,359	23,898
and cost of goods sold		
Renovations	5,217	5,794
Books	412	517
Scholarships and bursaries	12,939	10,564
Utilities	12,466	11,543
Furniture and equipment	2,473	2,225
Amortization	14,923	12,913
Externally contracted services	14,043	13,095
and professional fees		
Other	2,100	1,693
	<u>253,715</u>	<u>244,213</u>
External cost recoveries	(16,393)	(15,941)
	<u>237,322</u>	<u>228,272</u>



MEMORIAL UNIVERSITY OF NEWFOUNDLAND
SCHEDULE OF ACADEMIC EXPENDITURE BY OBJECT
FOR THE YEAR ENDED 31 MARCH 2000

(Thousands of dollars)

SCHEDULE B

PAGE 1 of 6

	Faculty of Arts		Faculty of Business Administration		Faculty of Education		Faculty of Engineering	
	2000	1999	2000	1999	2000	1999	2000	1999
	\$	\$	\$	\$	\$	\$	\$	\$
Academic salaries	13,518	13,475	3,734	3,621	3,647	3,588	3,163	3,075
Other instruction and research salaries	43	48	57	72	28	2	147	128
Other salaries and wages	1,909	1,898	1,064	1,012	928	909	1,488	1,448
Employee benefits	2,091	2,092	640	615	594	602	649	629
	<u>17,561</u>	<u>17,513</u>	<u>5,495</u>	<u>5,320</u>	<u>5,197</u>	<u>5,101</u>	<u>5,447</u>	<u>5,280</u>
Travel and hosting	274	224	283	749	111	126	143	146
Materials and supplies	334	405	180	232	82	111	418	325
Renovations	5	11	7	2	1		11	8
Library acquisitions	9	24	43	62	23	26	8	12
Scholarships and bursaries	293	301	4	6	140	161	(4)	3
Utilities	162	160	57	55	66	66	84	76
Furniture and equipment								
Rental	32	9	18	(1)	30	29	36	30
Purchase	63	133	29	122	44	77	216	269
Externally contracted service	6	12	9	2	10	2	5	24
Professional fees	64	48	336	174		7	11	8
Other								
Institutional memberships	6	9	6	6	1	1	3	6
Property tax								
Insurance	1	5			1	1		1
Debt repayments								
Space rental	51	47		47				
External cost recoveries	(96)	(100)	(839)	(933)	(17)	(21)	(265)	(73)
	<u>1,204</u>	<u>1,288</u>	<u>133</u>	<u>523</u>	<u>492</u>	<u>586</u>	<u>666</u>	<u>835</u>
Gross expenditure	18,765	18,801	5,628	5,843	5,689	5,687	6,113	6,115
Less assets capitalized:								
Capital assets	63	133	29	122	44	77	216	269
Library collection								
Net expenditure	<u><u>18,702</u></u>	<u><u>18,668</u></u>	<u><u>5,599</u></u>	<u><u>5,721</u></u>	<u><u>5,645</u></u>	<u><u>5,610</u></u>	<u><u>5,897</u></u>	<u><u>5,846</u></u>

MEMORIAL UNIVERSITY OF NEWFOUNDLAND
SCHEDULE OF ACADEMIC EXPENDITURE BY OBJECT
FOR THE YEAR ENDED 31 MARCH 2000
(Thousands of dollars)

SCHEDULE B
PAGE 2 of 6

	Faculty of Medicine		Faculty of Science		School of Continuing Education		School of Graduate Studies	
	2000	1999	2000	1999	2000	1999	2000	1999
	\$	\$	\$	\$	\$	\$	\$	\$
Academic salaries	8,628	8,517	14,858	14,678	344	271	145	150
Other instruction and research salaries	119	146	638	506	109	85	8	11
Other salaries and wages	4,892	4,733	5,519	5,524	2,874	2,662	363	352
Employee benefits	1,982	1,848	2,920	2,785	454	405	155	153
	<u>15,621</u>	<u>15,244</u>	<u>23,935</u>	<u>23,493</u>	<u>3,781</u>	<u>3,423</u>	<u>671</u>	<u>666</u>
Travel and hosting	336	347	383	426	116	98	108	120
Materials and supplies	791	769	1,138	1,279	387	388	67	61
Renovations	45	19	159	34	22	13		1
Library acquisitions	726	742	10	12	57	59	3	1
Scholarships and bursaries	679	652	61	212		74	2,009	2,089
Utilities	1,433	1,066	262	236	204	204	13	11
Furniture and equipment								
Rental	206	197	144	(54)	3	4	3	
Purchase	120	135	315	518	383	157	12	2
Externally contracted service	1,320	1,559	64	39	2	11	2	
Professional fees	224	176	4	22	563	63	25	29
Other								
Institutional memberships	49	44	20	21	7	7		1
Property tax			1					
Insurance	5	20	12	9			1	
Debt repayments	1	2			5	4		
Space rental	9	(9)	12	29	15	6		
External cost recoveries	(1,000)	(903)	(511)	(362)	(845)	(87)	(22)	(18)
	<u>4,944</u>	<u>4,816</u>	<u>2,074</u>	<u>2,421</u>	<u>919</u>	<u>1,001</u>	<u>2,221</u>	<u>2,297</u>
Gross expenditure	20,565	20,060	26,009	25,914	4,700	4,424	2,892	2,963
Less assets capitalized:								
Capital assets	120	135	315	518	383	157	12	2
Library collection	828	833						
Net expenditure	<u>19,617</u>	<u>19,092</u>	<u>25,694</u>	<u>25,396</u>	<u>4,317</u>	<u>4,267</u>	<u>2,880</u>	<u>2,961</u>

MEMORIAL UNIVERSITY OF NEWFOUNDLAND
SCHEDULE OF ACADEMIC EXPENDITURE BY OBJECT
FOR THE YEAR ENDED 31 MARCH 2000
(Thousands of dollars)

SCHEDULE B
PAGE 3 of 6

	School of Music		School of Nursing		School of Pharmacy		School of Physical Education	
	2000	1999	2000	1999	2000	1999	2000	1999
	\$	\$	\$	\$	\$	\$	\$	\$
Academic salaries	871	957	1,486	1,576	676	746	703	682
Other instruction and research salaries	17	16	7	4	14	8	98	86
Other salaries and wages	135	131	338	290	201	215	428	387
Employee benefits	141	138	256	256	118	124	165	158
	<u>1,164</u>	<u>1,242</u>	<u>2,087</u>	<u>2,126</u>	<u>1,009</u>	<u>1,093</u>	<u>1,394</u>	<u>1,313</u>
Travel and hosting	40	27	34	24	24	24	414	314
Materials and supplies	52	54	45	36	53	47	128	110
Renovations		2	16			4	2	2
Library acquisitions	5	5			16	12	3	2
Scholarships and bursaries			19	19	32	32	2	
Utilities	11	10	27	27	9	11	23	22
Furniture and equipment								
Rental	4		4		8		5	(1)
Purchase	14	13	17	51	21	21	29	49
Externally contracted service		1	1	2	1	4		1
Professional fees	5	7			4	5	68	71
Other								
Institutional memberships	1	1	5	5	3	15	12	10
Property tax								
Insurance							22	31
Debt repayments							1	4
Space rental							12	12
External cost recoveries	(11)	(13)	(40)	(59)	(5)		(184)	(192)
	<u>121</u>	<u>107</u>	<u>128</u>	<u>105</u>	<u>166</u>	<u>175</u>	<u>537</u>	<u>435</u>
Gross expenditure	1,285	1,349	2,215	2,231	1,175	1,268	1,931	1,748
Less assets capitalized:								
Capital assets	14	13	17	51	21	21	29	49
Library collection								
Net expenditure	<u>1,271</u>	<u>1,336</u>	<u>2,198</u>	<u>2,180</u>	<u>1,154</u>	<u>1,247</u>	<u>1,902</u>	<u>1,699</u>

MEMORIAL UNIVERSITY OF NEWFOUNDLAND
SCHEDULE OF ACADEMIC EXPENDITURE BY OBJECT
FOR THE YEAR ENDED 31 MARCH 2000
(Thousands of dollars)

SCHEDULE B
PAGE 4 of 6

	School of Social Work		Sir Wilfred Grenfell College		Co-operative Education Services Centre	
	2000	1999	2000	1999	2000	1999
	\$	\$	\$	\$	\$	\$
Academic salaries	1,116	987	4,271	4,191		
Other instruction and research salaries	2	4	88	80	24	22
Other salaries and wages	320	322	3,363	3,160	130	147
Employee benefits	196	179	1,126	1,044	24	28
	<u>1,634</u>	<u>1,492</u>	<u>8,848</u>	<u>8,475</u>	<u>178</u>	<u>197</u>
Travel and hosting	44	85	263	229	25	28
Materials and supplies	31	42	549	517	38	28
Renovations	15	(1)	192	50		
Library acquisitions	2	5	249	182	1	1
Scholarships and bursaries	1	4	1	1	379	390
Utilities	29	28	535	561	8	10
Furniture and equipment						
Rental	2		49	59	1	1
Purchase	8	37	189	104	6	4
Externally contracted service	1		153	128	4	
Professional fees	20	2	67	44		
Other						
Institutional memberships	5	5	3	2	1	1
Property tax			89	84		
Insurance			12	12		
Debt repayments			35	5		
Space rental	2	1	24	11	1	1
External cost recoveries	<u>(38)</u>	<u>(60)</u>	<u>(510)</u>	<u>(198)</u>	<u>(2)</u>	<u>(10)</u>
	<u>122</u>	<u>148</u>	<u>1,900</u>	<u>1,791</u>	<u>462</u>	<u>454</u>
Gross expenditure	1,756	1,640	10,748	10,266	640	651
Less assets capitalized:						
Capital assets	8	37	189	104	6	4
Library collection			249	182		
Net expenditure	<u><u>1,748</u></u>	<u><u>1,603</u></u>	<u><u>10,310</u></u>	<u><u>9,980</u></u>	<u><u>634</u></u>	<u><u>647</u></u>

MEMORIAL UNIVERSITY OF NEWFOUNDLAND
SCHEDULE OF ACADEMIC EXPENDITURE BY OBJECT
FOR THE YEAR ENDED 31 MARCH 2000
(Thousands of dollars)

SCHEDULE B
PAGE 5 of 6

	Labrador Institute of Northern Studies		Animal Care Unit		Fisheries and Marine Institute	
	2000	1999	2000	1999	2000	1999
	\$	\$	\$	\$	\$	\$
Academic salaries	3	3			6,880	6,507
Other instruction and research salaries			2	1	53	47
Other salaries and wages	100	136	218	224	3,673	3,388
Employee benefits	16	20	37	35	1,514	1,403
	<u>119</u>	<u>159</u>	<u>257</u>	<u>260</u>	<u>12,120</u>	<u>11,345</u>
Travel and hosting	48	26	11	5	860	553
Materials and supplies	8	6	(21)	(16)	1,815	2,191
Renovations			23	13	61	58
Library acquisitions	1		1		265	298
Scholarships and bursaries					48	62
Utilities	16	17	6	6	217	182
Furniture and equipment						
Rental	4				350	230
Purchase	3	1	2	2	720	248
Externally contracted service	13	12			412	321
Professional fees					546	656
Other						
Institutional memberships	2	1			15	13
Property tax					6	3
Insurance			1	1	83	82
Debt repayments					31	15
Space rental	25	48			10	17
External cost recoveries	(1)	(1)	(19)	(24)	(75)	(314)
	<u>119</u>	<u>110</u>	<u>4</u>	<u>(13)</u>	<u>5,364</u>	<u>4,615</u>
Gross expenditure	238	269	261	247	17,484	15,960
Less assets capitalized:						
Capital assets	3	1	2	2	720	248
Library collection					117	109
Net expenditure	<u><u>235</u></u>	<u><u>268</u></u>	<u><u>259</u></u>	<u><u>245</u></u>	<u><u>16,647</u></u>	<u><u>15,603</u></u>

MEMORIAL UNIVERSITY OF NEWFOUNDLAND
SCHEDULE OF ACADEMIC EXPENDITURE BY OBJECT
FOR THE YEAR ENDED 31 MARCH 2000
(Thousands of dollars)

SCHEDULE B
PAGE 6 of 6

	Technical Services		Total	
	2000	1999	2000	1999
	\$	\$	\$	\$
Academic salaries			64,043	63,024
Other instruction and research salaries			1,454	1,266
Other salaries and wages	2,516	2,642	30,459	29,580
Employee benefits	495	486	13,573	13,000
	<u>3,011</u>	<u>3,128</u>	<u>109,529</u>	<u>106,870</u>
Travel and hosting	68	62	3,585	3,613
Materials and supplies	229	190	6,324	6,775
Renovations	2	2	561	218
Library acquisitions	7	8	1,429	1,451
Scholarships and bursaries			3,664	4,006
Utilities	18	20	3,180	2,768
Furniture and equipment				
Rental	6	6	905	509
Purchase	34	28	2,225	1,971
Externally contracted service	2	1	2,005	2,119
Professional fees	13	14	1,950	1,326
Other				
Institutional memberships	8	9	147	157
Property tax			96	87
Insurance	2	3	140	165
Debt repayments			73	30
Space rental	13	12	174	222
External cost recoveries	<u>(1,491)</u>	<u>(1,425)</u>	<u>(5,971)</u>	<u>(4,793)</u>
	<u>(1,089)</u>	<u>(1,070)</u>	<u>20,487</u>	<u>20,624</u>
Gross expenditure	1,922	2,058	130,016	127,494
Less assets capitalized:				
Capital assets	34	28	2,225	1,971
Library collection			1,194	1,124
Net expenditure	<u>1,888</u>	<u>2,030</u>	<u>126,597</u>	<u>124,399</u>

MEMORIAL UNIVERSITY OF NEWFOUNDLAND
SCHEDULE OF STUDENT SERVICES EXPENDITURE BY OBJECT
FOR THE YEAR ENDED MARCH 31, 2000
(Thousands of dollars)

SCHEDULE C
PAGE 1 OF 2

	Student Affairs and Services		Student Health		Counselling Centre		Harlow Campus	
	2000	1999	2000	1999	2000	1999	2000	1999
	\$	\$	\$	\$	\$	\$	\$	\$
Academic salaries	145	103			343	356		
Other instruction and research salaries	791	933			5	4		
Other salaries and wages	737	688	174	215	58	111		
Employee benefits	154	149	24	30	63	64		
	<u>1,827</u>	<u>1,873</u>	<u>198</u>	<u>245</u>	<u>469</u>	<u>535</u>		
Travel and hosting	144	144		4	6	10		
Materials and supplies	256	203	13	(3)	14	16		
Renovations		1	1					
Library acquisitions	4	3			3	4		
Scholarships and bursaries	19	7					435	360
Utilities	27	22	5	5	12	8		
Furniture and equipment								
Rental	8				2			
Purchase	29	11	10	1	5	2		
Externally contracted service	14	17						
Professional fees	4	4			(7)			
Other								
Institutional memberships	3	4	2	2	3	2		
Property tax								
Insurance								
Debt repayments							11	18
Space rental	9	2						
External cost recoveries	(22)	(32)						
	<u>495</u>	<u>386</u>	<u>31</u>	<u>9</u>	<u>38</u>	<u>42</u>	<u>446</u>	<u>378</u>
Gross expenditure	<u>2,322</u>	<u>2,259</u>	<u>229</u>	<u>254</u>	<u>507</u>	<u>577</u>	<u>446</u>	<u>378</u>
Less assets capitalized:								
Capital assets	29	11	10	1	5	2		
Library collection								
Net expenditure	<u>2,293</u>	<u>2,248</u>	<u>219</u>	<u>253</u>	<u>502</u>	<u>575</u>	<u>446</u>	<u>378</u>

MEMORIAL UNIVERSITY OF NEWFOUNDLAND
SCHEDULE OF STUDENT SERVICES EXPENDITURE BY OBJECT
FOR THE YEAR ENDED MARCH 31, 2000
(Thousands of dollars)

SCHEDULE C
PAGE 2 OF 2

	Student Centre Operations		Total	
	2000	1999	2000	1999
	\$	\$	\$	\$
Academic salaries			488	459
Other instruction and research salaries		5	796	942
Other salaries and wages	368	377	1,337	1,391
Employee benefits	11	9	252	252
	<u>379</u>	<u>391</u>	<u>2,873</u>	<u>3,044</u>
Travel and hosting	4	6	154	164
Materials and supplies	9	14	292	230
Renovations	27	30	28	31
Library acquisitions			7	7
Scholarships and bursaries			454	367
Utilities	176	216	220	251
Furniture and equipment				
Rental	1	1	11	1
Purchase	1		45	14
Externally contracted service	43	43	57	60
Professional fees			(3)	4
Other				
Institutional memberships	1	2	9	10
Property tax				
Insurance				
Debt repayments			11	18
Space rental			9	2
External cost recoveries	(2)		(24)	(32)
	<u>260</u>	<u>312</u>	<u>1,270</u>	<u>1,127</u>
Gross expenditure	<u>639</u>	<u>703</u>	<u>4,143</u>	<u>4,171</u>
Less assets capitalized:				
Capital assets	1		45	14
Library collection				
Net expenditure	<u>638</u>	<u>703</u>	<u>4,098</u>	<u>4,157</u>

MEMORIAL UNIVERSITY OF NEWFOUNDLAND
SCHEDULE OF ANCILLARY ENTERPRISES OPERATIONS
FOR THE YEAR ENDED MARCH 31, 2000
(Thousands of dollars)

SCHEDULE D
PAGE 1 OF 5

	Bookstore Operations		Residence Operations		Conference Operations		Canada Games Park		Total	
	2000	1999	2000	1999	2000	1999	2000	1999	2000	1999
	\$	\$	\$	\$	\$	\$	\$		\$	\$
Revenue										
Government grants							150		150	
Sales and services	5,660	5,929	2,764	2,801	965	834	1,867	1,746	11,256	11,310
Other income			39	55	73	18	411		523	73
Total revenue	<u>5,660</u>	<u>5,929</u>	<u>2,803</u>	<u>2,856</u>	<u>1,038</u>	<u>852</u>	<u>2,428</u>	<u>1,746</u>	<u>11,929</u>	<u>11,383</u>
Salaries and employee benefits	827	802	1,581	1,596	410	348	1,399	1,340	4,217	4,086
Travel and hosting	17	49	17	4	23	16	9	4	66	73
Materials and supplies	248	155	211	183	170	156	201	218	830	712
Cost of goods sold	4,482	4,715			209	191	201	181	4,892	5,087
Renovations	7	4	306	261			473	148	786	413
Library acquisitions	6	5							6	5
Scholarships and bursaries			1						1	
Utilities	33	34	541	598	4	2	239	236	817	870
Furniture and equipment										
Rental	2	4	47	50	7				56	54
Amortization	24	10	5	3	2	1	67	56	98	70
Purchase										
Externally contracted service	6	7	197	171	167	124	23	24	393	326
Professional fees	1	2	8				8	12	17	14
Other										
Institutional memberships	4	5		1	1				5	6
Property tax			1						1	
Insurance							3	3	3	3
Debt repayments	31	31	9	4	3	2			43	37
Space rental			(5)						(5)	
External cost recoveries	62	(32)	(6)	(6)	(32)	(23)			24	(61)
Total expenditure	<u>5,750</u>	<u>5,791</u>	<u>2,913</u>	<u>2,865</u>	<u>964</u>	<u>817</u>	<u>2,623</u>	<u>2,222</u>	<u>12,250</u>	<u>11,695</u>
Net revenue (expenditure)	<u>(90)</u>	<u>138</u>	<u>(110)</u>	<u>(9)</u>	<u>74</u>	<u>35</u>	<u>(195)</u>	<u>(476)</u>	<u>(321)</u>	<u>(312)</u>
Interfund transfers	(274)	(288)	110	9	(74)	(35)	390	380	152	66
Net surplus (deficit)	<u>(364)</u>	<u>(150)</u>	<u></u>	<u></u>	<u></u>	<u></u>	<u>195</u>	<u>(96)</u>	<u>(169)</u>	<u>(246)</u>

MEMORIAL UNIVERSITY OF NEWFOUNDLAND
SCHEDULE OF ANCILLARY ENTERPRISES OPERATIONS
BOOKSTORE OPERATIONS
FOR THE YEAR ENDED MARCH 31, 2000
(Thousands of dollars)

SCHEDULE D
PAGE 2 OF 5

	Bookstore St. John's \$	Bookstore St. John's Plant \$	One Card System \$	Bookstore Sir Wilfred Grenfell \$	Bookstore Marine Institute \$	2000 \$	1999 \$
Revenue							
Government grants							
Sales and services	4,719			737	204	5,660	5,929
Other income							
Total revenue	<u>4,719</u>			<u>737</u>	<u>204</u>	<u>5,660</u>	<u>5,929</u>
Salaries and employee benefits	651	19	37	87	33	827	802
Travel and hosting	14		1	2		17	49
Materials and supplies	155		71	5	17	248	155
Cost of goods sold	3,747			596	139	4,482	4,715
Renovations		7				7	4
Library acquisitions	6					6	5
Scholarships and bursaries							
Utilities	14	19				33	34
Furniture and equipment							
Rental	4				(2)	2	4
Amortization	23		1			24	10
Purchase							
Externally contracted service	2	4				6	7
Professional fees					1	1	2
Other							
Institutional memberships	2		1	1		4	5
Property tax							
Insurance							
Debt repayments	27			3	1	31	31
Space rental							
External cost recoveries	(5)		67			62	(32)
Total expenditure	<u>4,640</u>	<u>49</u>	<u>178</u>	<u>694</u>	<u>189</u>	<u>5,750</u>	<u>5,791</u>
Net revenue (expenditure)	<u>79</u>	<u>(49)</u>	<u>(178)</u>	<u>43</u>	<u>15</u>	<u>(90)</u>	<u>138</u>
Interfund transfers	(199)			(60)	(15)	(274)	(288)
Net surplus (deficit)	<u>(120)</u>	<u>(49)</u>	<u>(178)</u>	<u>(17)</u>		<u>(364)</u>	<u>(150)</u>

MEMORIAL UNIVERSITY OF NEWFOUNDLAND
SCHEDULE OF ANCILLARY ENTERPRISES OPERATIONS
RESIDENCE OPERATIONS
FOR THE YEAR ENDED MARCH 31, 2000
(Thousands of dollars)

SCHEDULE D
PAGE 3 OF 5

	Paton College Operations \$	Paton College Plant \$	Burton's Pond \$	Burton's Pond Plant \$	Residence Life \$	Peel Academy \$	Fringe Benefits \$	Sir Wilfred Grenfell Residence \$
Revenue								
Government grants								
Sales and services	1,277		1,123			22		342
Other income	30							9
Total revenue	1,307		1,123			22		351
Salaries and employee benefits	401	633	137	110	56	2	110	100
Travel and hosting	8				1	6		2
Materials and supplies	105		43		4			57
Cost of goods sold								
Renovations	10	193		63				20
Library acquisitions								
Scholarships and bursaries	1							
Utilities	26	253	5	183				57
Furniture and equipment								
Rental	6		40					1
Amortization	5							
Purchase								
Externally contracted service	10	68		29				85
Professional fees								8
Other								
Institutional memberships								
Property tax	1							
Insurance								
Debt repayments	8							1
Space rental			(5)					
External cost recoveries	(5)							(1)
Total expenditure	576	1,147	220	385	61	8	110	330
Net revenue (expenditure)	731	(1,147)	903	(385)	(61)	14	(110)	21
Interfund transfers	(731)	1,147	(903)	385	61	(14)	110	(21)
Net surplus (deficit)								

MEMORIAL UNIVERSITY OF NEWFOUNDLAND
SCHEDULE OF ANCILLARY ENTERPRISES OPERATIONS
RESIDENCE OPERATIONS
FOR THE YEAR ENDED 31 MARCH, 2000
(Thousands of dollars)

SCHEDULE D
PAGE 4 OF 5

	Coughlan College \$	2000 \$	1999 \$
Revenue			
Government grants			
Sales and services		2,764	2,801
Other income		39	55
Total revenue		2,803	2,856
Salaries and employee benefits	32	1,581	1,596
Travel and hosting		17	4
Materials and supplies	2	211	183
Cost of goods sold			
Renovations	20	306	261
Library acquisitions			
Scholarships and bursaries		1	
Utilities	17	541	598
Furniture and equipment			
Rental		47	50
Amortization		5	3
Purchase			
Externally contracted service	5	197	171
Professional fees		8	
Other			
Institutional memberships			1
Property tax		1	
Insurance			
Debt repayments		9	4
Space rental		(5)	
External cost recoveries		(6)	(6)
Total expenditure	76	2,913	2,865
Net revenue (expenditure)	(76)	(110)	(9)
Interfund transfers	76	110	9
Net surplus (deficit)			

MEMORIAL UNIVERSITY OF NEWFOUNDLAND
SCHEDULE OF ANCILLARY ENTERPRISES OPERATIONS
CAFETERIA OPERATIONS
FOR THE YEAR ENDED MARCH 31, 2000
(Thousands of dollars)

SCHEDULE D
PAGE 5 OF 5

	Miscellaneous Bars \$	Conferences \$	Food Services \$	Marine Institute Cafeteria \$	Marine Institute Conference \$	CIDA Conference \$	OSSC Cafeteria \$	Atlantic Canada Forum \$	Social Center \$	2000 \$	1999 \$
Revenues											
Government grants											
Sales and services	206	412		305	10		27		5	965	834
Other income		24		10		13		26		73	18
Total revenues	<u>206</u>	<u>436</u>		<u>315</u>	<u>10</u>	<u>13</u>	<u>27</u>	<u>26</u>	<u>5</u>	<u>1,038</u>	<u>852</u>
Salaries and employee benefits	4	132	61	176	2		24	11		410	348
Travel and hosting		3		1	2	11		3	3	23	16
Materials and supplies	2	8		142	3	1	10	3	1	170	156
Cost of goods sold	206			3						209	191
Renovations											
Library acquisitions											
Scholarships and bursaries											
Utilities		2		1	1					4	2
Furniture and equipment											
Rental								7		7	
Amortization		2								2	1
Purchase											
Externally contracted service	1	161		1	1	1		2		167	124
Professional fees											
Other											
Institutional memberships		1								1	
Property tax											
Insurance											
Debt repayments		1		2						3	2
Space rental											
External cost recoveries		(32)								(32)	(23)
Total expenditures	<u>213</u>	<u>278</u>	<u>61</u>	<u>326</u>	<u>9</u>	<u>13</u>	<u>34</u>	<u>26</u>	<u>4</u>	<u>964</u>	<u>817</u>
Net revenues (expenditures)	<u>(7)</u>	<u>158</u>	<u>(61)</u>	<u>(11)</u>	<u>1</u>		<u>(7)</u>		<u>1</u>	<u>74</u>	<u>35</u>
Interfund transfers	7	(158)	61	11	(1)		7		(1)	(74)	(35)
Net surplus (deficit)	<u></u>	<u></u>	<u></u>	<u></u>	<u></u>	<u></u>	<u></u>	<u></u>	<u></u>	<u></u>	<u></u>

MEMORIAL UNIVERSITY OF NEWFOUNDLAND
SCHEDULE OF ADMINISTRATIVE EXPENDITURE BY OBJECT
FOR THE YEAR ENDED MARCH 31, 2000

(Thousands of dollars)

SCHEDULE E
PAGE 1 OF 4

	Office of the Registrar		Office of Research		Office of the Comptroller		Department of Labour Relations	
	2000	1999	2000	1999	2000	1999	2000	1999
	\$	\$	\$	\$	\$	\$	\$	\$
Academic salaries			75	74				
Other instruction and research salaries	8	4	2		(3)	1		
Other salaries and wages	1,545	1,439	378	367	1,806	1,773	178	173
Employee benefits	249	242	84	81	347	332	21	24
	<u>1,802</u>	<u>1,685</u>	<u>539</u>	<u>522</u>	<u>2,150</u>	<u>2,106</u>	<u>199</u>	<u>197</u>
Travel and hosting	53	48	13	19	37	31	25	5
Materials and supplies	328	323	23	30	(246)	(172)	5	9
Renovations					1	6		
Library acquisitions	1		1	2	1	1	3	2
Scholarships and bursaries	80		15	10				
Utilities	34	31	13	8	28	27	4	4
Furniture and equipment								
Rental	6	3	1		57		1	
Purchase	25	30	8	18	38	324	2	
Externally contracted service	51	5	1	(11)	(14)	(20)		
Professional fees	2				43	53		
Other								
Institutional memberships	2	2	3	1			1	
Property tax								
Insurance		1			2			
Debt repayments								
Space rental								
External cost recoveries	(12)	(5)	(1)	(1)	(73)	(144)		
	<u>570</u>	<u>438</u>	<u>77</u>	<u>76</u>	<u>(126)</u>	<u>106</u>	<u>41</u>	<u>20</u>
Gross expenditure	<u>2,372</u>	<u>2,123</u>	<u>616</u>	<u>598</u>	<u>2,024</u>	<u>2,212</u>	<u>240</u>	<u>217</u>
Less assets capitalized:								
Capital assets	25	30	8	18	38	324	2	
Library collection								
Net expenditure	<u>2,347</u>	<u>2,093</u>	<u>608</u>	<u>580</u>	<u>1,986</u>	<u>1,888</u>	<u>238</u>	<u>217</u>

MEMORIAL UNIVERSITY OF NEWFOUNDLAND
SCHEDULE OF ADMINISTRATIVE EXPENDITURE BY OBJECT
FOR THE YEAR ENDED MARCH 31, 2000

(Thousands of dollars)

SCHEDULE E
PAGE 2 OF 4

	Department of Human Resources		University Relations		Department of Budgets and Audits		University Development	
	2000	1999	2000	1999	2000	1999	2000	1999
	\$	\$	\$	\$	\$	\$	\$	\$
Academic salaries								
Other instruction and research salaries	4		13	14			27	28
Other salaries and wages	1,424	1,359	631	605	319	346	312	312
Employee benefits	281	253	101	96	49	52	52	56
	<u>1,709</u>	<u>1,612</u>	<u>745</u>	<u>715</u>	<u>368</u>	<u>398</u>	<u>391</u>	<u>396</u>
Travel and hosting	53	39	141	80	7	5	29	37
Materials and supplies	71	67	46	56	9	8	78	113
Renovations	1		1	5				
Library acquisitions	2	3	3	2			1	2
Scholarships and bursaries								
Utilities	24	24	17	14	5	4	17	17
Furniture and equipment								
Rental	5	2	1				1	
Purchase	3	16	10	12	2	2	2	
Externally contracted service	3	1	41	40	1		20	26
Professional fees	185	209	42	45				
Other								
Institutional memberships	1	1	136	138	1	1	1	
Property tax								
Insurance	4	4						
Debt repayments							4	4
Space rental	1		10	10				
External cost recoveries	(159)	(144)	(1)	(18)				(1)
	<u>194</u>	<u>222</u>	<u>447</u>	<u>384</u>	<u>25</u>	<u>20</u>	<u>153</u>	<u>198</u>
Gross expenditure	<u>1,903</u>	<u>1,834</u>	<u>1,192</u>	<u>1,099</u>	<u>393</u>	<u>418</u>	<u>544</u>	<u>594</u>
Less assets capitalized:								
Capital assets	3	16	10	12	2	2	2	
Library collection								
Net expenditure	<u>1,900</u>	<u>1,818</u>	<u>1,182</u>	<u>1,087</u>	<u>391</u>	<u>416</u>	<u>542</u>	<u>594</u>

MEMORIAL UNIVERSITY OF NEWFOUNDLAND
SCHEDULE OF ADMINISTRATIVE EXPENDITURE BY OBJECT
FOR THE YEAR ENDED MARCH 31, 2000

(Thousands of dollars)

SCHEDULE E
PAGE 3 OF 4

	Senate		Board of Regents		Centre for Institutional Analysis and Planning		Opportunity Fund	
	2000	1999	2000	1999	2000	1999	2000	1999
	\$	\$	\$	\$	\$	\$	\$	\$
Academic salaries								
Other instruction and research salaries								
Other salaries and wages	94	97	40	44	261	257	37	92
Employee benefits	14	15	6	6				
	<u>108</u>	<u>112</u>	<u>46</u>	<u>50</u>	<u>261</u>	<u>257</u>	<u>37</u>	<u>92</u>
Travel and hosting			89	128	12	9	7	13
Materials and supplies	11	12	7	11	10	7	17	29
Renovations								
Library acquisitions					1		(3)	
Scholarships and bursaries								
Utilities			3	3	4	5	4	5
Furniture and equipment								
Rental					1			
Purchase				4				
Externally contracted service								
Professional fees				103	1			15
Other								
Institutional memberships					1			
Property tax								
Insurance								
Debt repayments								
Space rental							1	
External cost recoveries								
	<u>11</u>	<u>12</u>	<u>99</u>	<u>249</u>	<u>30</u>	<u>21</u>	<u>26</u>	<u>62</u>
Gross expenditure	<u>119</u>	<u>124</u>	<u>145</u>	<u>299</u>	<u>291</u>	<u>278</u>	<u>63</u>	<u>154</u>
Less assets capitalized:								
Capital assets				4				
Library collection								
Net expenditure	<u>119</u>	<u>124</u>	<u>145</u>	<u>295</u>	<u>291</u>	<u>278</u>	<u>63</u>	<u>154</u>

MEMORIAL UNIVERSITY OF NEWFOUNDLAND
SCHEDULE OF ADMINISTRATIVE EXPENDITURE BY OBJECT
FOR THE YEAR ENDED MARCH 31, 2000
(Thousands of dollars)

SCHEDULE E
PAGE 4 OF 4

	President and Vice-Presidents		Total	
	2000	1999	2000	1999
	\$	\$	\$	\$
Academic salaries	104	107	179	181
Other instruction and research salaries	7	7	58	54
Other salaries and wages	1,189	1,093	8,214	7,957
Employee benefits	169	157	1,373	1,314
	<u>1,469</u>	<u>1,364</u>	<u>9,824</u>	<u>9,506</u>
Travel and hosting	238	244	704	658
Materials and supplies	119	86	478	579
Renovations	1	1	4	12
Library acquisitions	4	5	14	17
Scholarships and bursaries	309	21	404	31
Utilities	22	19	175	161
Furniture and equipment				
Rental	3		76	5
Purchase	24	6	114	412
Externally contracted service	19	7	122	48
Professional fees	406	584	679	1,009
Other				
Institutional memberships	23	21	169	164
Property tax				
Insurance			6	5
Debt repayments			4	4
Space rental	1	1	13	11
External cost recoveries	<u>(832)</u>	<u>(972)</u>	<u>(1,078)</u>	<u>(1,285)</u>
	<u>337</u>	<u>23</u>	<u>1,884</u>	<u>1,831</u>
Gross expenditure	<u>1,806</u>	<u>1,387</u>	<u>11,708</u>	<u>11,337</u>
Less assets capitalized:				
Capital assets	24	6	114	412
Library collection				
Net expenditure	<u>1,782</u>	<u>1,381</u>	<u>11,594</u>	<u>10,925</u>

MEMORIAL UNIVERSITY OF NEWFOUNDLAND
SCHEDULE OF RESTRICTED FOR ENDOWMENT PURPOSES
SUMMARY OF ACTIVITY
AS AT MARCH 31, 2000

SCHEDULE F
PART A

DESCRIPTION	CASH	INVESTMENTS	OTHER ASSETS	TOTAL ASSETS	ACCOUNTS PAYABLE	SURPLUS	TOTAL LIABILITIES AND SURPLUS
EXTERNALLY RESTRICTED ENDOWMENTS							
BRUTON SCHOLARSHIP FUND	4,875	36,250	0	41,125	0	41,125	41,125
ROBERT A BARTLETT MEMORIAL FUND	1,881	26,900	0	28,781	0	28,781	28,781
SOPHIE (MADDOCK) BOYLE SCHOLARSHIP FUND	8,803	71,871	0	80,674	0	80,674	80,674
ALBERT DESBRISSEY BOYLE SCHOLARSHIP FUND	1,506	39,300	0	40,806	0	40,806	40,806
REV. L CURTIS SCHOLARSHIP FUND	1,776	7,700	0	9,476	0	9,476	9,476
KIWANIS CLUB OF ST. JOHN'S MUSIC SCHOLARSHIP FUND	1,556	12,800	0	14,356	0	14,356	14,356
G. H. MORGAN MEMORIAL SCHOLARSHIP FUND	1,249	22,500	0	23,749	0	23,749	23,749
JULIA MORGAN STUDENT BURSARIES FUND	14,695	185,282	0	199,977	0	199,977	199,977
CHARLES E. MERRILL SCHOLARSHIP FUND	1,530	0	0	1,530	0	1,530	1,530
J L PATON SCHOLARSHIP FUND	9,675	248,700	0	258,375	0	258,375	258,375
DR. A. C. HUNTER MEMORIAL SCHOLARSHIP FUND	6,242	32,737	0	38,979	0	38,979	38,979
ROBERT G. REID MEMORIAL SCHOLARSHIP FUND	147,027	1,178,707	0	1,325,734	0	1,325,734	1,325,734
R. A. PARSONS SCHOLARSHIP FUND	1,460	18,758	0	20,218	0	20,218	20,218
SELBY PARSONS MEMORIAL SCHOLARSHIP FUND	161	4,850	0	5,011	0	5,011	5,011
WOMEN'S ASSOCIATION OF MEMORIAL UNIVERSITY OF NEWFOUNDLAND	2,673	78,767	0	81,440	1,801	79,639	81,440
HUGH LILLY MEMORIAL SCHOLARSHIP FUND	5,400	57,300	0	62,700	0	62,700	62,700
DAVIS MCCURDY SCHOLARSHIP FUND	132	2,893	0	3,025	0	3,025	3,025
JACOB AND FLORA MORGAN ENTRANCE SCHOLARSHIP FUND	10,270	157,723	0	167,993	0	167,993	167,993
NFLD HOME ECONOMICS ASSOCIATION SCHOLARSHIP FUND	1,849	14,605	0	16,454	0	16,454	16,454
HECTOR AND FANNIE MCNEIL MEMORIAL SCHOLARSHIP	2,612	17,666	0	20,278	0	20,278	20,278
H B YOUNG SCHOLARSHIP FUND	244	3,084	0	3,328	0	3,328	3,328
SIR WILFRED GRENFELL SCHOLARSHIP FUND	1,836	13,200	0	15,036	0	15,036	15,036
G M SPARKES ALUMNI SCHOLARSHIP IN MUSIC	212	5,200	0	5,412	0	5,412	5,412
DR E RUSSELL SCHOLARSHIP FUND	1,238	16,600	0	17,838	0	17,838	17,838
MURIEL HUNTER SCHOLARSHIP IN SPANISH	5,441	22,900	0	28,341	0	28,341	28,341
DR S J CAREW MEMORIAL SCHOLARSHIP FUND	4,751	32,572	0	37,323	0	37,323	37,323
BARNES HOUSE BURSARY	2,369	20,100	0	22,469	0	22,469	22,469
J MCNAMARA FURLONG ENTRANCE SCHOLARSHIP FUND	1,391	7,908	0	9,299	0	9,299	9,299
BEST OF MUSIC FACULTY SCHOLARSHIP	7,403	41,100	0	48,503	0	48,503	48,503
JEANNE F SANGER MEMORIAL SCHOLARSHIP	926	16,000	0	16,926	0	16,926	16,926
MEDICAL PRACTICE ASSOCIATES SCHOLARSHIP	12,472	79,000	0	91,472	0	91,472	91,472
DR J M DARTE MEMORIAL SCHOLARSHIP	9,650	71,011	0	80,661	0	80,661	80,661
MADLINE DARTE MEMORIAL SCHOLARSHIP FUND	2,184	13,530	0	15,714	0	15,714	15,714
ELLA BRETT SOCIAL WORK SCHOLARSHIP FUND	2,996	20,000	0	22,996	0	22,996	22,996
PROF C NOBLE SCHOLARSHIP FUND	995	4,653	0	5,648	0	5,648	5,648
CAPTAIN JAMES COOK SCHOLARSHIP TRUST FUND	2,711	48,951	0	51,662	0	51,662	51,662
SAVAL SCHOLARSHIP BURSARY FUND	7,372	151,218	0	158,590	0	158,590	158,590
BEAVER FOODS SCHOLARSHIP FUND	2,482	43,124	0	45,606	0	45,606	45,606
GEOLOGICAL ASSOCIATION SCHOLARSHIP FUND	1,300	16,900	0	18,200	0	18,200	18,200
DR LESLIE TUCK SCHOLARSHIP FUND	1,583	17,800	0	19,383	0	19,383	19,383
CENTRAL NFLD HOSPITAL MEDICAL STAFF SCHOLARSHIP	10,489	52,700	0	63,189	0	63,189	63,189

MEMORIAL UNIVERSITY OF NEWFOUNDLAND
SCHEDULE OF RESTRICTED FOR ENDOWMENT PURPOSES
SUMMARY OF ACTIVITY
AS AT MARCH 31, 2000

SCHEDULE F
PART A

DESCRIPTION	CASH	INVESTMENTS	OTHER ASSETS	TOTAL ASSETS	ACCOUNTS PAYABLE	SURPLUS	TOTAL LIABILITIES AND SURPLUS
JOHN J MURPHY SCHOLARSHIP FUND	5,906	39,100	0	45,006	0	45,006	45,006
BIRKS FAMILY BURSARY	320	3,933	0	4,253	0	4,253	4,253
DR FRANK O DEA SCHOLARSHIP IN MEDICINE	886	2,500	0	3,386	1,000	2,386	3,386
CORNER BROOK PULP AND PAPER LTD SCHOLARSHIP	3,980	9,650	0	13,630	0	13,630	13,630
CANADIAN FEDERATION OF UNIVERSITY WOMEN IN HISTORY	1,862	21,000	0	22,862	800	22,062	22,862
M FITZPATRICK MORGAN SCHOLARSHIP FUND	2,243	13,000	0	15,243	0	15,243	15,243
SCHULICH SCHOLARSHIP FOR ENTREPRENEURSHIP	2,209	33,800	0	36,009	0	36,009	36,009
HUGH LILY UNDERGRADUATE SCHOLARSHIP	559	5,200	0	5,759	0	5,759	5,759
FREDERICK AND ISABEL EMERSON SCHOLARSHIP	962	13,900	0	14,862	0	14,862	14,862
M O MORGAN ENTRANCE SCHOLARSHIP FUND	34,293	744,551	0	778,844	0	778,844	778,844
JAMES J WALSH MEMORIAL SCHOLARSHIP FUND	2,509	15,075	0	17,584	0	17,584	17,584
GRACE MORGAN MEMORIAL SCHOLARSHIP FUND	12,679	157,782	0	170,461	0	170,461	170,461
NFLD TEACHERS ASSOCIATION SCHOLARSHIP	1,120	13,600	0	14,720	0	14,720	14,720
EATON FOUNDATION SCHOLARSHIP	1,568	26,000	0	27,568	0	27,568	27,568
JAMES (JAY) STACKHOUSE MEMORIAL SCHOLARSHIP	770	7,098	0	7,868	0	7,868	7,868
OCEAN RANGER DISASTER SCHOLARSHIP TRUST FUND	6,941	89,500	0	96,441	0	96,441	96,441
ST. JOHN'S BASKETBALL REFEREES ASSOCIATION SCHOLARSHIP	632	6,150	0	6,782	0	6,782	6,782
CORNELA LEARNING ANNE BUTLER MOORES SCHOLARSHIP	763	10,900	0	11,663	0	11,663	11,663
E P BROWNE SCHOLARSHIP FUND	1,381	75,147	0	76,528	0	76,528	76,528
ROLF G HATTENHAUER SCHOLARSHIP FUND	1,470	20,000	0	21,470	0	21,470	21,470
HARVEY AND DORIS MURCELL SCHOLARSHIP IN RELIGIOUS STUDIES	190	3,400	0	3,590	0	3,590	3,590
SCOTT MEMORIAL SCHOLARSHIP	989	10,300	0	11,289	0	11,289	11,289
J DOUGLAS EATON SCHOLARSHIP	2,038	18,691	0	20,729	0	20,729	20,729
EUGENE VINCENT MEMORIAL SCHOLARSHIP	832	6,350	0	7,182	0	7,182	7,182
IRIS KIRBY MEMORIAL SCHOLARSHIP FUND	2,101	11,000	0	13,101	500	12,601	13,101
JOHN M AND ELSA MORGAN SCHOLARSHIP	18,170	358,000	0	376,170	0	376,170	376,170
JOHN THOMAS AND AMY SUZANNAH MORGAN MEMORIAL SCHOLARSHIP	2,128	8,900	0	11,028	0	11,028	11,028
DR. LOUISE WHITEWAY PRIZE IN NEWFOUNDLAND HISTORY	304	1,000	0	1,304	0	1,304	1,304
DR. SALTER FACULTY OF MEDICINE SCHOLARSHIP FUND	1,443	3,813	0	5,256	0	5,256	5,256
C W ANDREWS MEMORIAL SCHOLARSHIP FUND	3,270	19,761	0	23,031	0	23,031	23,031
CAPTAIN GEORGE WHITELY SCHOLARSHIP	929	5,750	0	6,679	0	6,679	6,679
HOWSE OF FLOWERS SCHOLARSHIP FUND	831	8,900	0	9,731	0	9,731	9,731
THE ELSA S MORGAN MEMORIAL SCHOLARSHIP FUND	2,113	12,147	0	14,260	0	14,260	14,260
JAMES E AUSTIN SCHOLARSHIP FUND	1,107	8,488	0	9,595	0	9,595	9,595
THE BUCHANS SCHOLARSHIP OF ASARCO	13,130	196,000	0	209,130	0	209,130	209,130
THE DR. M BLAIR MEMORIAL ALUMNI AWARDS IN ENGINEERING	1,467	13,018	0	14,485	0	14,485	14,485
HUNTER W EARLE MEMORIAL SCHOLARSHIP IN MEDICINE	1,073	15,291	0	16,364	0	16,364	16,364
CANADIAN INSTITUTE OF MINING AND METALLURGY JUBILEE SCHOLARSHIP	1,299	15,250	0	16,549	0	16,549	16,549
THE GLENN ROY BLUNDON SCHOLARSHIP	403	9,100	0	9,503	0	9,503	9,503
DR. B K KIM SCHOLARSHIP	1,747	18,600	0	20,347	0	20,347	20,347
JOHN S. MORGAN SCHOLARSHIP IN SOCIAL WORK	1,721	17,700	0	19,421	0	19,421	19,421
G J POWER POETRY AWARD	1,691	14,400	0	16,091	0	16,091	16,091
THE ASHBRIDGE SCHOLARSHIP	2,639	16,200	0	18,839	0	18,839	18,839
HENRY ROBERTS PRIZE IN PHARMACOLOGY	514	2,000	0	2,514	0	2,514	2,514
ALFRED K. SNELGROVE MEMORIAL SCHOLARSHIP FUND	15,842	205,000	0	220,842	0	220,842	220,842

MEMORIAL UNIVERSITY OF NEWFOUNDLAND
SCHEDULE OF RESTRICTED FOR ENDOWMENT PURPOSES
SUMMARY OF ACTIVITY
AS AT MARCH 31, 2000

SCHEDULE F
PART A

DESCRIPTION	CASH	INVESTMENTS	OTHER ASSETS	TOTAL ASSETS	ACCOUNTS PAYABLE	SURPLUS	TOTAL LIABILITIES AND SURPLUS
E MATTHEWS MEMORIAL SCHOLARSHIP FUND	966	9,100	0	10,066	0	10,066	10,066
MARY PITTMAN-ROBBINS SCHOLARSHIP	2,045	9,800	0	11,845	0	11,845	11,845
BOWATER AWARD OF EXCELLENCE IN PHYSICS	5,483	0	0	5,483	0	5,483	5,483
MAX PRATT MEMORIAL SCHOLARSHIP	581	3,300	0	3,881	0	3,881	3,881
JONAS BARTER SCHOLARSHIP IN MUSIC	1,458	12,500	0	13,958	0	13,958	13,958
CHARLES O THOMAS SCHOLARSHIP	376	8,000	0	8,376	0	8,376	8,376
EDWARD P BROWNE SCHOLARSHIP	830	9,600	0	10,430	0	10,430	10,430
G A WINTER SCHOLARSHIP	1,197	9,700	0	10,897	0	10,897	10,897
G M STERLING SCHOLARSHIP	2,153	22,900	0	25,053	0	25,053	25,053
THE DR. V. STEPHEN PAPEZIK MEMORIAL SCHOLARSHIP	2,260	18,100	0	20,360	0	20,360	20,360
THE DR. REVEREND G LLOYD MORGAN MEMORIAL SCHOLARSHIP	1,068	9,050	0	10,118	0	10,118	10,118
THE PATHOLOGY AWARD	2,101	12,500	0	14,601	0	14,601	14,601
THE DONALD W K DAWE SCHOLARSHIP	1,015	11,250	0	12,265	0	12,265	12,265
ETHEL MARY JANES SCHOLARSHIP	28,264	311,700	0	339,964	0	339,964	339,964
MAXWELL AND EMILY MULLETT SCHOLARSHIP	689	9,400	0	10,089	0	10,089	10,089
THE NICHOLE MICHELLE LANE CANCER RESEARCH SCHOLARSHIP	1,296	8,100	0	9,396	0	9,396	9,396
GORDON BILLARD AWARD IN EDUCATION	650	6,700	0	7,350	0	7,350	7,350
ROYAL CANADIAN LEGION (ST. JOHN'S BRANCHNO. 1) MEMORIAL WALL SCHOLARSHIP	2,572	37,000	0	39,572	0	39,572	39,572
MARY HONEYGOLD SCHOLARSHIP/BURSARY	3,775	22,500	0	26,275	0	26,275	26,275
THE RICK SHEPPARD MEMORIAL SCHOLARSHIP	652	7,200	0	7,852	0	7,852	7,852
THE MORRIS AND GRAHAM WILANSKY SCHOLARSHIP FUND	924	9,000	0	9,924	0	9,924	9,924
THE DOYLE HOUSE SCHOLARSHIP TRUST FUND	1,225	6,500	0	7,725	0	7,725	7,725
CANADIAN BROADCASTING CORPORATION SCHOLARSHIP	2,434	44,000	0	46,434	0	46,434	46,434
GOWER YOUTH BAND ENTRANCE SCHOLARSHIP IN MUSIC	1,126	12,900	0	14,026	0	14,026	14,026
BRECKON NOEL SCHOLARSHIP FUND	2,904	19,800	0	22,704	0	22,704	22,704
THE W. BRUECKNER SCHOLARSHIP FUND	1,036	8,500	0	9,536	0	9,536	9,536
THE R F BOB MCLEOD SCHOLARSHIP FUND	1,037	9,300	0	10,337	0	10,337	10,337
CENTENNIAL ENGINEERING SCHOLARSHIP	2,410	20,500	0	22,910	0	22,910	22,910
EDWARD D FREEMAN BURSARY	342	6,900	0	7,242	0	7,242	7,242
E. F. BARNES SCHOLARSHIP	733	6,600	0	7,333	0	7,333	7,333
RALPH LINDSAY FINLEY SCHOLARSHIP	2,214	29,000	0	31,214	0	31,214	31,214
DR. M. O. MORGAN ALUMNI SCHOLARSHIP	1,287	31,475	0	32,762	0	32,762	32,762
FREDERICK J HANCOCK SCHOLARSHIP	668	11,700	0	12,368	0	12,368	12,368
COTTAGE CRAFTS ASSOCIATION SCHOLARSHIP	658	9,000	0	9,658	0	9,658	9,658
DR J H KING MEMORIAL SCHOLARSHIP FUND	1,138	8,600	0	9,738	0	9,738	9,738
FLORENCE O'NEILL SCHOLARSHIP/BURSARY	3,876	55,000	0	58,876	0	58,876	58,876
THE WILLIAM A GRUCHY MEMORIAL SCHOLARSHIP	570	10,700	0	11,270	0	11,270	11,270
THE MAXIM MAZUMDAR MEMORIAL SCHOLARSHIP IN THEATRE	488	6,500	0	6,988	0	6,988	6,988
THE MAY PARKER MEMORIAL SCHOLARSHIP IN CLASSICS	861	6,700	0	7,561	0	7,561	7,561
THE IDA HARVEY SCHOLARSHIP	668	6,600	0	7,268	0	7,268	7,268
VISUAL ARTS ENTRANCE SCHOLARSHIP	1,140	9,000	0	10,140	0	10,140	10,140
MARY L. (MOLLY) BAILEY SCHOLARSHIP	1,955	25,100	0	27,055	0	27,055	27,055
TERM 1 ENTRY SCHOLARSHIPS IN ENGINEERING	1,077	13,800	0	14,877	0	14,877	14,877
MARQUIS LTD. (COLONEL SAUNDERS) LTD	442	6,200	0	6,642	0	6,642	6,642
ALLAN AND CLARA GILLINGHAM SCHOLARSHIP IN RUSSIAN STUDIES	1,359	7,500	0	8,859	0	8,859	8,859

MEMORIAL UNIVERSITY OF NEWFOUNDLAND
SCHEDULE OF RESTRICTED FOR ENDOWMENT PURPOSES
SUMMARY OF ACTIVITY
AS AT MARCH 31, 2000

SCHEDULE F
PART A

DESCRIPTION	CASH	INVESTMENTS	OTHER ASSETS	TOTAL ASSETS	ACCOUNTS PAYABLE	SURPLUS	TOTAL LIABILITIES AND SURPLUS
THE L.J. LAWTON MEMORIAL AWARD	511	5,000	0	5,511	0	5,511	5,511
SAVAL SCHOLARSHIP	1,256	32,500	0	33,756	0	33,756	33,756
THE OLOF LINDGREN SCHOLARSHIP	1,579	15,700	0	17,279	0	17,279	17,279
NFLD OUTFITTERS ASSOCIATION SCHOLARSHIP	798	7,400	0	8,198	0	8,198	8,198
SPECIAL PROJECTS BURSARY FUND	5,650	27,000	0	32,650	0	32,650	32,650
W J BLUNDON SCHOLARSHIP	2,164	33,700	0	35,864	0	35,864	35,864
RON & GWEN SEARY MEMORIAL SCHOLARSHIP	1,513	18,000	0	19,513	0	19,513	19,513
JOHN L. PATON ENTRANCE SCHOLARSHIP	17,297	160,408	0	177,705	0	177,705	177,705
THE PEDIATRICS TRUST FUND	78	9,400	0	9,478	0	9,478	9,478
MEDICAL SCHOOL ESSAY AWARD	5,770	24,200	0	29,970	0	29,970	29,970
THE EDNA BAIRD STEPHENSON SCHOLARSHIP	215	4,950	0	5,165	0	5,165	5,165
JOHN KINGSTON MEMORIAL SCHOLARSHIP	1,404	15,900	0	17,304	0	17,304	17,304
THE MAUREEN PENNEY MEMORIAL SCHOLARSHIP	940	9,550	0	10,490	0	10,490	10,490
ELIZABETH C HESSON MEMORIAL SCHOLARSHIP	1,255	17,600	0	18,855	0	18,855	18,855
THE BRIAN GERARD ADAMS MEMORIAL BURSARY FUND	1,452	14,900	0	16,352	0	16,352	16,352
WILLIAM J HOUSE MEMORIAL SCHOLARSHIP	2,084	15,200	0	17,284	0	17,284	17,284
THE JAMES C. PRATT MEMORIAL SCHOLARSHIP	2,333	15,800	0	18,133	0	18,133	18,133
THE C F POOLE SCHOLARSHIP	1,641	14,700	0	16,341	0	16,341	16,341
THE LESLIE HARRIS MEMORIAL UNIVERSITY ALUMNI SCHOLARSHIP	30,647	1,105,000	0	1,135,647	0	1,135,647	1,135,647
SENATOR EUGENE FORSEY SCHOLARSHIP	8,626	63,000	0	71,626	0	71,626	71,626
RUFUS GUINCHARD SCHOLARSHIP	4,232	36,000	0	40,232	0	40,232	40,232
SERGEANTS MESS OF NEWFOUNDLAND SCHOLARSHIP	181	4,200	0	4,381	0	4,381	4,381
THE ARTHUR AND DOROTHY NOSEWORTHY SCHOLARSHIP	1,378	14,800	0	16,178	0	16,178	16,178
DOROTHY DUFF MOORES MEMORIAL SCHOLARSHIP	515	10,100	0	10,615	0	10,615	10,615
THE WILLIAM'S SCIENCE SCHOLARSHIP	2,129	58,000	0	60,129	0	60,129	60,129
WOMEN IN ENGINEERING MEMORIAL SCHOLARSHIP	6,987	65,000	0	71,987	0	71,987	71,987
G.A. FRECKER ALUMNI SCHOLARSHIP	3,210	35,700	0	38,910	0	38,910	38,910
CITY OF CORNER BROOK J R SMALLWOOD SCHOLARSHIP	1,195	13,500	0	14,695	0	14,695	14,695
THE ROYAL CANADIAN LEGION, BRANCH NO. 1	2,007	18,000	0	20,007	0	20,007	20,007
PATRICIA BLACKBURN MEMORIAL BURSARY	3,353	11,000	0	14,353	0	14,353	14,353
J. KEITH LAWTON SCHOLARSHIP	876	12,200	0	13,076	0	13,076	13,076
LEE WULFF SCHOLARSHIP	2,106	24,000	0	26,106	0	26,106	26,106
THE WILLIAM J. AND FLORENCE CAREW SCHOLARSHIP	1,954	8,500	0	10,454	0	10,454	10,454
MARILYN MARSH SCHOLARSHIP	972	8,500	0	9,472	0	9,472	9,472
THE WILLIAM AND NAOMI LUNDRIGAN SCHOLARSHIP	8,054	57,372	0	65,426	0	65,426	65,426
NFLD RANGER FORCE SCHOLARSHIP	1,738	29,500	0	31,238	0	31,238	31,238
THE BAIRD-STEPHENSON SCHOLARSHIP	1,371	14,600	0	15,971	0	15,971	15,971
DR. JANICE E LESSARD SCHOLARSHIP IN MEDICINE	1,342	13,750	0	15,092	0	15,092	15,092
THE J DOUGLAS EATON ALUMNI SCHOLARSHIP	2,526	25,000	0	27,526	0	27,526	27,526
DONALD CANT STUDENTSHIP	3,367	17,700	0	21,067	0	21,067	21,067
THE FRITZ POTTER MEMORIAL AWARD	217	6,000	0	6,217	0	6,217	6,217
MARY GRIFFITHS BURSARY FUND FOR FOLKLORE	4,112	16,700	0	20,812	0	20,812	20,812
THE J.C. HUDSON SCHOLARSHIP	307	7,794	0	8,101	0	8,101	8,101
MUN ALUMNI ENTRANCE SCHOLARSHIP	155,820	2,926,500	0	3,082,320	0	3,082,320	3,082,320
THE HARVEY AND DORIS MURCELL SCHOLARSHIP	8,609	101,500	0	110,109	0	110,109	110,109

MEMORIAL UNIVERSITY OF NEWFOUNDLAND
SCHEDULE OF RESTRICTED FOR ENDOWMENT PURPOSES
SUMMARY OF ACTIVITY
AS AT MARCH 31, 2000

SCHEDULE F
PART A

DESCRIPTION	CASH	INVESTMENTS	OTHER ASSETS	TOTAL ASSETS	ACCOUNTS PAYABLE	SURPLUS	TOTAL LIABILITIES AND SURPLUS
FREINDS OF INDIA ASSOCIATION SCHOLARSHIP	627	5,800	0	6,427	0	6,427	6,427
J. BERYL TRUSCOTT SCHOLARSHIP FUND	2,473	30,000	0	32,473	0	32,473	32,473
NATIONAL SCHOLARSHIP IN OCEAN STUDIES	10,030	143,000	0	153,030	0	153,030	153,030
THE E.J.F. HODGETT SCHOLARSHIP IN SCIENCE	2,091	26,250	0	28,341	0	28,341	28,341
MARITIME AWARDS SOCIETY OF CANADA SCHOLARSHIP	7,215	40,000	0	47,215	0	47,215	47,215
THE DR. JOHN MCLNNES FELLOWSHIP FOR GRADUATE STUDIES	128	0	0	128	0	128	128
BROWNE FAMILY MEMORIAL SCHOLARSHIP	5,059	21,000	0	26,059	0	26,059	26,059
THE H.H. JACKSON TRAVEL SCHOLARSHIP IN GERMAN	1,325	19,900	0	21,225	0	21,225	21,225
AFSHIN ASSEMI MEMORIAL AWARD	436	18,500	0	18,936	0	18,936	18,936
THE GLORY OF MOZART CHAMBER MUSIC TRAVEL BURSARY	5,228	9,000	0	14,228	0	14,228	14,228
REVEREND EDWARD RUSTED HARLOW TRAVEL AWARD	500	7,500	0	8,000	0	8,000	8,000
THE GEOFFREY H. WOOD FOUNDATION SCHOLARSHIP	2,222	30,000	0	32,222	0	32,222	32,222
ERNEST J ENNIS SCHOLARSHIP	1,261	6,900	0	8,161	0	8,161	8,161
THE ALCOHOL AND DRUG DEPENDENCY COMMISSION AWARDS	6,016	32,500	0	38,516	0	38,516	38,516
PRIZE IN PURE MATHEMATICS	1,028	11,500	0	12,528	0	12,528	12,528
THE WILLIAM CAMPBELL MEMORIAL ALUMNI SCHOLARSHIP	407	11,400	0	11,807	0	11,807	11,807
RAYMOND J. CONDON MEMORIAL ALUMNI SCHOLARSHIP	2,364	18,800	0	21,164	0	21,164	21,164
THE DR. BRUCE A. FRASER AWARD	6,403	58,000	0	64,403	0	64,403	64,403
MATTHEW J. FOSTER ALUMNI SCHOLARSHIP	2,877	27,900	0	30,777	0	30,777	30,777
THE KAREN KEIRSTEAD MILLS MEMORIAL SCHOLARSHIP IN MUSIC	1,311	12,500	0	13,811	0	13,811	13,811
MARGARET D. MCLEAN BURSARY	2,440	28,500	0	30,940	0	30,940	30,940
THE JOHN MADVIG BURSARY	4,260	50,000	0	54,260	0	54,260	54,260
MATH AND SCIENCE EDUCATION SCHOLARSHIP	1,502	0	0	1,502	0	1,502	1,502
THE SISTERS OF MERCY ANNIVERSARY SCHOLARSHIP	2,200	26,000	0	28,200	0	28,200	28,200
MARGARET F MORGAN SCHOLARSHIP IN NURSING	11,999	152,746	0	164,745	0	164,745	164,745
ST. JOHN'S HOME CARE SCHOLARSHIP	2,167	20,300	0	22,467	0	22,467	22,467
BOBBIE ROBERTSON SCHOLARSHIP IN HISTORY	587	18,350	0	18,937	0	18,937	18,937
P. F. KEARNEY MEMORIAL SCHOLARSHIPS	2,713	26,800	0	29,513	0	29,513	29,513
DR. J. B. ROBERTS MEMORIAL SCHOLARSHIP	1,497	12,000	0	13,497	0	13,497	13,497
DR. CLARENCE W. POWELL MEMORIAL SCHOLARSHIP	2,995	13,800	0	16,795	0	16,795	16,795
ELIZABETH A NEWLANDS SCHOLARSHIP IN SOCIAL WORK	1,380	15,200	0	16,580	0	16,580	16,580
MR. JUSTICE P. LLOYD AND ELIZABETH SOPER SCHOLARSHIP	2,235	17,300	0	19,535	0	19,535	19,535
JAMES P STEINHAUER SCHOLARSHIP	1,100	13,800	0	14,900	0	14,900	14,900
SPURRELL BARTLETT BURSARY	1,418	17,000	0	18,418	0	18,418	18,418
PROFESSIONAL ENGINEER AND GEOSCIENTISTS SCHOLARSHIP	1,612	17,000	0	18,612	0	18,612	18,612
THE DR. CLARENCE B. CRUMMEY MEMORIAL ENTRANCE SCHOLARSHIP	1,453	19,100	0	20,553	0	20,553	20,553
J. BRUCE & HELEN FRENCH GRADUATE SCHOLARSHIP	569	12,700	0	13,269	0	13,269	13,269
THE G. R. ROBINSON AWARD IN FRENCH	655	2,850	0	3,505	0	3,505	3,505
CARRIE HODDER MEMORIAL SCHOLARSHIP	493	10,200	0	10,693	0	10,693	10,693
THE COUNCIL OF THE STUDENTS UNION SCHOLARSHIP	3,052	17,400	0	20,452	0	20,452	20,452
NF & LAB VOLLEYBALL AWARDS	1,036	8,400	0	9,436	750	8,686	9,436
THE F.A. ALDRICH GRADUATE AWARD	4,380	74,000	0	78,380	0	78,380	78,380
MARRIE T KENNEDY SCHOLARSHIP AND BURSARY	8,175	124,200	0	132,375	0	132,375	132,375
THE P. J. GARDINER AWARD FOR SMALL BUSINESS ENTREPRENEURSHIP	8,277	58,500	0	66,777	0	66,777	66,777
P.J. GARDINER AWARD FOR INTERNATIONAL STUDY	2,957	58,500	0	61,457	0	61,457	61,457

MEMORIAL UNIVERSITY OF NEWFOUNDLAND
SCHEDULE OF RESTRICTED FOR ENDOWMENT PURPOSES
SUMMARY OF ACTIVITY
AS AT MARCH 31, 2000

SCHEDULE F
PART A

DESCRIPTION	CASH	INVESTMENTS	OTHER ASSETS	TOTAL ASSETS	ACCOUNTS PAYABLE	SURPLUS	TOTAL LIABILITIES AND SURPLUS
DAVID BUCHAN GRADUATE RESEARCH AWARD	6,815	25,500	0	32,315	0	32,315	32,315
GEORGE WESTON SCHOLARSHIP	2,979	62,000	0	64,979	0	64,979	64,979
SCHOOL OF PHYSICAL EDUCATION AND ATHLETICS	912	9,800	0	10,712	0	10,712	10,712
CHARLIE (MOO SIC) FONG MEMORIAL SCHOLARSHIP	1,238	11,200	0	12,438	0	12,438	12,438
ULRIC BALLAM SCHOLARSHIP FUND	1,361	8,100	0	9,461	0	9,461	9,461
UNIVERSITY ENDOWMENT FUND FOR SCHOLARSHIPS	38,554	699,822	0	738,376	0	738,376	738,376
ST. JOHN'S ROTARY CLUB SILVER JUBILEE SCHOLARSHIP FUND	4,884	37,291	0	42,175	0	42,175	42,175
DAVID S. TEMPLETON SCHOLARSHIP	4,191	38,800	0	42,991	0	42,991	42,991
DR. GEORGE MOSKOVITS BOOK AWARD SCHOLARSHIP	553	4,250	0	4,803	0	4,803	4,803
ARTHUR AND SONIA MAY SCHOLARSHIP	3,192	61,000	0	64,192	0	64,192	64,192
THE FRED ALDRICH SCIENCE SCHOLARSHIP	1,071	11,500	0	12,571	0	12,571	12,571
CROWLEY BURSARIES	2,035	26,000	0	28,035	0	28,035	28,035
THE GEORGE WESTON ENTRANCE BURSARY	3,616	58,000	0	61,616	0	61,616	61,616
DR. HOWARD L WHITE MEMORIAL SCHOLARSHIP	387	9,860	0	10,247	0	10,247	10,247
DR. ANDREAS BARBAN MEMORIAL SCHOLARSHIP	822	10,350	0	11,172	0	11,172	11,172
IGNATIUS A. RUMBOLT SCHOLARSHIP IN MUSIC	689	11,000	0	11,689	0	11,689	11,689
THE ORVIL OLSEN AND GRAVASE HOLLANDER BIOLOGY PRIZE	678	3,850	0	4,528	0	4,528	4,528
NEIL MURRY GRADUATE RESEARCH AWARD	1,020	8,300	0	9,320	0	9,320	9,320
THE ED GOFF MEMORIAL SCHOLARSHIP	3,637	35,350	0	38,987	0	38,987	38,987
DANIEL FRAAD JR. MEMORIAL SCHOLARSHIP	6,298	99,000	0	105,298	0	105,298	105,298
AMCOCO CANADA UNDERGRADUATE ENVIRONMENTAL ENGINEERING	931	16,700	0	17,631	0	17,631	17,631
R.S.V.P. RESIDENCE SCHOLARSHIP	2,128	14,500	0	16,628	0	16,628	16,628
THE HOLLINGER ENGLISH LANGUAGE AND LITERATURE SCHOLARSHIP	1,328	11,000	0	12,328	0	12,328	12,328
MARRIOTT SCHOLARSHIP	1,301	13,500	0	14,801	0	14,801	14,801
MICHAEL HARRINGTON RESEARCH PRIZE IN NEWFOUNDLAND HISTORY	902	13,700	0	14,602	0	14,602	14,602
HIBERNIA	5,674	55,850	0	61,524	0	61,524	61,524
THE DR. ANNA C. TEMPLETON MEMORIAL GRADUATE SCHLARSHIP	5,351	75,004	0	80,355	0	80,355	80,355
BANK OF MONTREAL SCHOLARSHIP	26,230	187,000	0	213,230	0	213,230	213,230
SCEPTRE INVESTMENT COUNSEL LIMITED BURSARY	4,354	60,000	0	64,354	0	64,354	64,354
BROWNING HARVEY LTD	2,012	10,350	0	12,362	0	12,362	12,362
THE MAURICE J. BURKE MEMORIAL SCHOLARSHIP	1,839	15,700	0	17,539	0	17,539	17,539
VIVAN DOUGLAS MEMORIAL SCHOLARSHIP	1,296	13,000	0	14,296	0	14,296	14,296
SPONSORED SCHOLARSHIPS	80,601	0	0	80,601	10,362	70,239	80,601
ROYAL BANK FELLOWSHIP	9,068	75,000	0	84,068	0	84,068	84,068
THE SCHLUMBERGER SCHOLARSHIP	0	0	0	0	0	0	0
GAR PYNN SCHOLARSHIP	2,969	29,750	0	32,719	0	32,719	32,719
THE MARIE SULLIVAN SCHOLARSHIP	1,578	28,500	0	30,078	0	30,078	30,078
FACILITIES MANAGEMENT UNDERGRADUTE SCHOLARSHIP	1,223	9,350	0	10,573	0	10,573	10,573
FIRST MARATHON SECURITIES SCHOLARSHIP	833	16,000	0	16,833	0	16,833	16,833
KATHLEEN M. BAIRD MEMORIAL SCHOLARSHIP	1,260	10,000	0	11,260	0	11,260	11,260
THE DR. G. ALBERT COOPER BURSARY	979	9,100	0	10,079	0	10,079	10,079
W.F. MORNEAU SCHOLARSHIP	2,885	17,000	0	19,885	0	19,885	19,885
THE THELMA MARSH SCHOLARSHIP	5,619	6,500	0	12,119	0	12,119	12,119
C.D. HOWE MEMORIAL FOUNDATION	24,770	257,500	0	282,270	0	282,270	282,270
THE DR. DOUGLAS L. COOPER MEMORIAL SCHOLARSHIP	4,659	116,000	0	120,659	0	120,659	120,659

MEMORIAL UNIVERSITY OF NEWFOUNDLAND
SCHEDULE OF RESTRICTED FOR ENDOWMENT PURPOSES
SUMMARY OF ACTIVITY
AS AT MARCH 31, 2000

SCHEDULE F
PART A

DESCRIPTION	CASH	INVESTMENTS	OTHER ASSETS	TOTAL ASSETS	ACCOUNTS PAYABLE	SURPLUS	TOTAL LIABILITIES AND SURPLUS
CANADIAN TIRE SCHOLARSHIP	3,365	45,000	0	48,365	0	48,365	48,365
THE NEWFOUNDLAND MARGARINE UNILEVER CANADA SCHOLARSHIP	3,914	30,000	0	33,914	2,000	31,914	33,914
WALLACE ALLISON MCCALLUM MEMORIAL SCHOLARSHIP	2,589	15,000	0	17,589	0	17,589	17,589
THE KATHLEEN WEGSTAFF MACCALLUM MEMORIALSCHOLARSHIP	1,568	15,000	0	16,568	0	16,568	16,568
ANNIVERSARY OF CONFEDERATION AND MEMORIAL SCHOLARSHIPS	1,321,314	0	0	1,321,314	1,985	1,319,329	1,321,314
THE BARBARA FOWLOW MEMORIAL SCHOLARSHIP	570	9,100	0	9,670	0	9,670	9,670
CANADIAN SOCIETY FOR CHEMISTRY SCHOLARSHIP	4,587	24,000	0	28,587	0	28,587	28,587
THE IRON ORE COMPANY OF CANADA SCHOLARSHIP	82,519	0	0	82,519	0	82,519	82,519
IEEE NFLD & LAB SECTION SCHOLARSHIP	529	15,000	0	15,529	0	15,529	15,529
THE DR. L.A.W. FELTHAM SCHOLARSHIP	377	10,700	0	11,077	0	11,077	11,077
GENERAL MOTORS SCHOLARSHIP IN ENGINEERING	1,598	16,800	0	18,398	1,000	17,398	18,398
THE GENERAL MOTORS SCHOLARSHIP FOR WOMEN IN ENGINEERING	1,582	16,800	0	18,382	0	18,382	18,382
GENERAL MOTORS UNDERGRADUATE SCHOLARSHIP	2,602	16,800	0	19,402	0	19,402	19,402
THE DR. CHARLES NARDINI MEMORIAL AWARD	1,009	15,100	0	16,109	0	16,109	16,109
GRACE MORGAN SCHOLARSHIP IN NUTRITION	5,283	24,600	0	29,883	1,500	28,383	29,883
THE ELEANOR AND NORVAL BLAIR TRAVEL SCHOLARSHIP IN NURSING	3,268	25,000	0	28,268	0	28,268	28,268
SUN MICROSYSTEMS OF CANADA SCHOLARSHIP	1,358	15,000	0	16,358	0	16,358	16,358
THE SHELL CANADA ENGINEERING SCHOLARSHIP	13,197	72,000	0	85,197	0	85,197	85,197
IMASCO ENTRANCE SCHOLARSHIP	11,781	30,000	0	41,781	0	41,781	41,781
THE IMASCO ENTRANCE SCHOLARSHIP IN MUSIC	11,781	30,000	0	41,781	0	41,781	41,781
IMASCO FINE ARTS SCHOLARSHIP	21,405	20,000	0	41,405	0	41,405	41,405
THE IMASCO ENTRANCE SCHOLARSHIP IN PHARMACY	11,781	30,000	0	41,781	0	41,781	41,781
NORDIC CANADIAN BURSARY AWARDS	107	0	0	107	0	107	107
NORTHERN TELECOM AWARD	896	2,000	0	2,896	0	2,896	2,896
CHARLES EVANS MEMORIAL	57	1,100	0	1,157	0	1,157	1,157
RIGEL SHIPPING BURSARY AWARDS	992	0	0	992	0	992	992
GENERAL SCHOLARSHIP FUND	9,433	19,500	0	28,933	0	28,933	28,933
REEDEREI WESER BURSARY AWARDS	877	0	0	877	0	877	877
MOBIL OIL SCHOLARSHIP	793	4,000	0	4,793	0	4,793	4,793
XEROX SCHOLARSHIP	53	1,000	0	1,053	0	1,053	1,053
ED BOWDING SCHOLARSHIP TRUST	1,386	5,000	0	6,386	0	6,386	6,386
AACD BURSARY AWARDS	(11,895)	0	23,241	11,346	11,697	(351)	11,346
HARVEY HEAD MEMORIAL SCHOLARSHIP	9,574	20,000	0	29,574	0	29,574	29,574
MIDDLE COVE MEMORIAL SCHOLARSHIP	540	5,200	0	5,740	0	5,740	5,740
RAY BARLETT MEMORIAL SCHOLARSHIP	495	2,700	0	3,195	0	3,195	3,195
DWK DAWE SCHOLARSHIP	1,193	200	0	1,393	0	1,393	1,393
KEIL HENRIKSEN SCHOLARSHIP	2,115	12,000	0	14,115	0	14,115	14,115
DR. C R BARTLETT SCHOLARSHIP	531	5,200	0	5,731	0	5,731	5,731
NOAH BARRETT SCHOLARSHIP	705	3,100	0	3,805	0	3,805	3,805
NORMAN SMALL SCHOLARSHIP	532	1,200	0	1,732	0	1,732	1,732
MEL FREID AWARD	375	2,900	0	3,275	0	3,275	3,275
FISHERY PRODUCTS SCHOLARSHIP	925	14,600	0	15,525	0	15,525	15,525
FERARD BUTLER SCHOLARSHIP	1,491	3,400	0	4,891	0	4,891	4,891
THE HIBERNIA MANAGEMENT AND DEVELOPMENT COMPANY SCHOLARSHIP	1,072	30,000	0	31,072	0	31,072	31,072
TEKCON SCHOLARSHIP	409	5,400	0	5,809	0	5,809	5,809

MEMORIAL UNIVERSITY OF NEWFOUNDLAND
SCHEDULE OF RESTRICTED FOR ENDOWMENT PURPOSES
SUMMARY OF ACTIVITY
AS AT MARCH 31, 2000

SCHEDULE F
PART A

DESCRIPTION	CASH	INVESTMENTS	OTHER ASSETS	TOTAL ASSETS	ACCOUNTS PAYABLE	SURPLUS	TOTAL LIABILITIES AND SURPLUS
FLOTILLA 97 LEGACY SCHOLARSHIP IN MARINE TECHNOLOGY	1,258	22,000	0	23,258	0	23,258	23,258
DWK DAWE SCHOLARSHIP #2	843	6,400	0	7,243	0	7,243	7,243
HAZEN A RUSSELL SCHOLARSHIP	11,293	32,000	0	43,293	0	43,293	43,293
KEITH KIRBY SCHOLARSHIP	247	4,800	0	5,047	0	5,047	5,047
FINTAN AYLWARD SCHOLARSHIP	567	5,400	0	5,967	0	5,967	5,967
CAPT. P PARSONS MEMORIAL SCHOLARSHIP	126	2,300	0	2,426	0	2,426	2,426
FREDERICK A. PARKER SCHOLARSHIP	545	5,800	0	6,345	0	6,345	6,345
WILLIAM O'REILLEY SCHOLARSHIP	256	7,000	0	7,256	0	7,256	7,256
DR. J. VICTOR THOMPSON SCHOLARSHIP	1,444	14,850	0	16,294	0	16,294	16,294
ENVIRONMENTAL SCIENCE SCHOLARSHIP	3,259	52,000	0	55,259	0	55,259	55,259
THE CLARICE DIAMOND FRY MEMORIAL SCHOLARSHIP	3,832	82,000	0	85,832	0	85,832	85,832
CHARLOTTE PENWELL DOLIMONT MEMORIAL SCHOLARSHIP	3,832	82,000	0	85,832	0	85,832	85,832
THE RALPH VINCENT MEMORIAL BUSINESS SCHOLARSHIP	9,593	76,000	0	85,593	0	85,593	85,593
HUGH J. ANDERSON CHEMISTRY SCHOLARSHIP	9,673	76,000	0	85,673	0	85,673	85,673
THE JMC FACEY ENGINEERING SCHOLARSHIP	3,181	82,753	0	85,934	0	85,934	85,934
HONEYWELL LIMITED SCHOLARSHIP	3,392	32,000	0	35,392	0	35,392	35,392
ELAINE PITCHER MEMORIAL SCHOLARSHIP	986	15,600	0	16,586	0	16,586	16,586
HARRIET WARE MEMORIAL SCHOLARSHIP	135	12,800	0	12,935	0	12,935	12,935
NEWFOUNDLAND GARDENING SCHOLARSHIP	1,239	25,300	0	26,539	0	26,539	26,539
JOHN C. CROSBIE SCHOLARSHIP	3,427	55,500	0	58,927	0	58,927	58,927
MICHAEL COOK SCHOLARSHIP	1,588	21,300	0	22,888	0	22,888	22,888
CANADIAN COLLEGE OF TEACHERS SCHOLARSHIP	1,790	16,057	0	17,847	0	17,847	17,847
THE T. D. BANK SCHOLARSHIP	(11)	43,304	0	43,293	0	43,293	43,293
GARY BOURNE MEMORIAL SCHOLARSHIP	1,428	20,500	0	21,928	0	21,928	21,928
THE BRITISH WAR BRIDES SCHOLARSHIP	169	3,200	0	3,369	0	3,369	3,369
NORANDA SCHOLARSHIP	2,208	9,500	0	11,708	0	11,708	11,708
THE YVONNE BELANGER SCHOLARSHIP	992	9,900	0	10,892	0	10,892	10,892
ERIC BRIFFETT SMALL BUSINESS SCHOLARSHIP	869	10,000	0	10,869	0	10,869	10,869
THE ANNA DALEY SCHOLARSHIP	1,387	4,700	0	6,087	0	6,087	6,087
WILLIAM J. FITZGERALD MEMORIAL SCHOLARSHIP	1,522	10,000	0	11,522	0	11,522	11,522
THE SCOTIABANK BURSARIES FOR INTERNATIONAL STUDY	8,361	111,000	0	119,361	0	119,361	119,361
CHARTERED ACCOUNTANTS EDUCATION FOUNDATION SCHOLARSHIP	2,351	75,000	0	77,351	0	77,351	77,351
THE AIDAN HENNEBURY MEMORIAL SCHOLARSHIP IN CLASSICS	656	5,000	0	5,656	0	5,656	5,656
WOOD GUNDY SCHOLARSHIP FOR UNDERGRADUATE BUSINESS STUDENTS	5,928	23,300	0	29,228	0	29,228	29,228
THE HALLIBURTON ENERGY SERVICES SCHOLARSHIP IN MECHANICAL ENGINEERING	396	6,000	0	6,396	0	6,396	6,396
LOUGHNEY SCHOLARSHIP IN BIOCHEMISTRY	3,822	24,000	0	27,822	750	27,072	27,822
THE WOOD GUNDY SCHOLARSHIP FOR GRADUATE BUSINESS STUDENTS	4,924	23,300	0	28,224	0	28,224	28,224
JACINTA SHEPPARD FELLOWSHIP	2,567	20,000	0	22,567	0	22,567	22,567
THE LOCKE'S ELECTRICAL LIMITED 50TH ANNIVERSARY SCHOLARSHIP	1,117	15,000	0	16,117	0	16,117	16,117
JUNE G. WINTER MEMORIAL SCHOLARSHIP	1,752	19,800	0	21,552	0	21,552	21,552
THE KATY BINDON SCHOLARSHIP	1,485	23,968	0	25,453	0	25,453	25,453
NORTH ATLANTIC REFINING LIMITED ENTRANCE SCHOLARSHIP	2,438	0	0	2,438	0	2,438	2,438
THE COUNCIL OF THE STUDENT UNION UNDERGRADUATE SCHOLARSHIP	1,150	15,500	0	16,650	0	16,650	16,650
BARROWMAN COMMUNITY HEALTH GRADUATE TRAVEL AWARDS	3,873	40,000	0	43,873	0	43,873	43,873
THE BARROWMAN BIOCHEMISTRY GRADUATE TRAVEL AWARDS	3,873	40,000	0	43,873	0	43,873	43,873

MEMORIAL UNIVERSITY OF NEWFOUNDLAND
SCHEDULE OF RESTRICTED FOR ENDOWMENT PURPOSES
SUMMARY OF ACTIVITY
AS AT MARCH 31, 2000

SCHEDULE F
PART A

DESCRIPTION	CASH	INVESTMENTS	OTHER ASSETS	TOTAL ASSETS	ACCOUNTS PAYABLE	SURPLUS	TOTAL LIABILITIES AND SURPLUS
MUN GOLF TOURNAMENT SCHOLARSHIP	3,234	36,000	0	39,234	0	39,234	39,234
THE TOROMONT SCHOLARSHIP	1,080	9,500	0	10,580	0	10,580	10,580
FRANCIS J. RYAN MEMORIAL SCHOLARSHIP	1,214	20,700	0	21,914	0	21,914	21,914
THE SANDWELL ENGINEERING INC. SCHOLARSHIP	1,014	4,300	0	5,314	0	5,314	5,314
NEWFOUNDLAND DESIGN ASSOCIATES LIMITED SCHOLARSHIP IN ENGINEERING	8,784	4,000	0	12,784	0	12,784	12,784
ARNOLD'S COVE COME BY CHANCE NORTH HARBOUR FISHERS AND NF TRANSSHIPMENT	923	10,000	0	10,923	0	10,923	10,923
MUTUAL LIFE SCHOLARSHIP IN APPLICATION TECHNOLOGY	3,514	83,000	0	86,514	0	86,514	86,514
THE SENATOR GERALD R. OTTENHEIMER LANGUAGE SCHOLARSHIP	789	10,000	0	10,789	0	10,789	10,789
DR. HERBERT LENCH POTTLE SCHOLARSHIP	842	20,000	0	20,842	0	20,842	20,842
THE WILLIAM AND FRANCES POUND SCHOLARSHIP	180	8,100	0	8,280	0	8,280	8,280
RON JOYCE FOUNDATION SCHOLARSHIP	72,930	126,000	0	198,930	0	198,930	198,930
THE CANADIAN SOFT DRINK ASSOCIATION SCHOLARSHIP	4,440	48,000	0	52,440	0	52,440	52,440
DR. G.B. OLSON SCHOLARSHIP	77	900	0	977	0	977	977
THE WALLY J. CAMPBELL MEMORIAL SCHOLARSHIP	889	15,300	0	16,189	0	16,189	16,189
ST. AIDEN PRESBYTERIAN CHURCH MEMORIAL SCHOLARSHIP	826	18,300	0	19,126	0	19,126	19,126
THE NEWFOUNDLAND & LABRADOR HYDRO SCHOLASHIP	2,245	76,000	0	78,245	0	78,245	78,245
CHURCHILL FALLS(LABRADOR) CORPORATION LIMITED SCIENCE SCHOLARSHIP	4,263	76,000	0	80,263	0	80,263	80,263
THE WALBUSH MINES FINE ARTS TRAVEL BURSARY	2,078	19,500	0	21,578	0	21,578	21,578
WABUSH MINES UNDERGRADUATE SCHOLARSHIP	10,947	0	0	10,947	0	10,947	10,947
THE DOMINION OF CANADA GENERAL INSURANCECOMPANY SCHOLARSHIP	1,554	20,000	0	21,554	0	21,554	21,554
ETHEL H. JUDSON MEMORIAL SCHOLARSHIP	506	10,000	0	10,506	0	10,506	10,506
THE JACQUES WHITFORD NEWFOUNDLAND GEOSCIENCE SCHOLARSHIP	1,151	2,000	0	3,151	0	3,151	3,151
MS. JEAN DAY AWARD	784	4,500	0	5,284	0	5,284	5,284
THE MEMORIAL UNIVERSITY OF NEWFOUNDLAND 50TH ANNIVERSARY SCHOLARSHIPS	10,492	45,000	0	55,492	0	55,492	55,492
CHEVRON CANADA RESOURCES ENGINEERING SCHOLARSHIP	226	10,000	0	10,226	0	10,226	10,226
THE ROSE PATTEN SINGLE MOTHER SCHOLARSHIP	451	7,000	0	7,451	0	7,451	7,451
NOBLE DRILLING SCHOLARSHIP	5,375	0	0	5,375	0	5,375	5,375
THE JOAN HAIRE MEMORIAL SCHOLARSHIP	1,084	3,500	0	4,584	0	4,584	4,584
JAMES TUCKER MEMORIAL SCHOLARSHIP	604	4,500	0	5,104	0	5,104	5,104
THE SALLY DAVIS SCHOLARSHIP	1,736	15,000	0	16,736	0	16,736	16,736
F A ALDRICH FELLOWSHIP IN GRADUATE STUDIES	85,702	2,000,000	0	2,085,702	0	2,085,702	2,085,702
SCHOOL OF PHARMACY MILLENNIUM GRADUATE FELLOWSHIP	2,633	15,000	0	17,633	0	17,633	17,633
TRUST FUND CLEARING ACCOUNT	(1,128,093)	0	1,150,927	22,834	22,834	0	22,834
APEGN SCHOLARSHIP	5,812	0	2,000	7,812	0	7,812	7,812
MARGARET WILLIAMS SCHOLARSHIP FUND	15,310	27,500	0	42,810	0	42,810	42,810
W EDGAR SCHOLARSHIP FUND	6,086	2,085	0	8,171	0	8,171	8,171
UNSPECIFIED SCHOLARSHIP FUND	45,305	0	0	45,305	0	45,305	45,305
DESIGNATED SCHOLARSHIP FUND	17,743	117,400	0	135,143	0	135,143	135,143
MEDICAL RESEARCH ENDOWMENT FUND	95,358	654,097	25,000	774,455	0	774,455	774,455
R C A F ASSOCIATION SCHOLARSHIP FUND	2,477	8,000	0	10,477	0	10,477	10,477
CLINICAL GENETIC ENDOWMENT FUND	56,122	596,732	0	652,854	0	652,854	652,854
NFLD STUDIES ENDOWMENT FUND	20,045	28,000	0	48,045	0	48,045	48,045
J.J. O'MARA ENDOWMENT FUND FOR PHARMACY	20,121	15,000	0	35,121	0	35,121	35,121
FISHERIES CONSERVATION CHAIR ENDOWMENT	46,548	260,000	0	306,548	0	306,548	306,548
GEORGE STORY ENDOWMENT FUND	16,614	45,000	0	61,614	0	61,614	61,614

MEMORIAL UNIVERSITY OF NEWFOUNDLAND
SCHEDULE OF RESTRICTED FOR ENDOWMENT PURPOSES
SUMMARY OF ACTIVITY
AS AT MARCH 31, 2000

SCHEDULE F
PART A

DESCRIPTION	CASH	INVESTMENTS	OTHER ASSETS	TOTAL ASSETS	ACCOUNTS PAYABLE	SURPLUS	TOTAL LIABILITIES AND SURPLUS
HENRIETTA HARVEY ENDOWMENT FUND	236,841	1,136,839	0	1,373,680	0	1,373,680	1,373,680
T R JOB BEQUEST FUND	9,872	54,261	0	64,133	0	64,133	64,133
MPA EDUCATIONAL SABBATICAL LEAVE ENDOWMENT FUND	86,936	400,000	100,000	586,936	0	586,936	586,936
F W ANGEL LECTURE ENDOWMENT FUND	26,237	126,336	0	152,573	0	152,573	152,573
E. R. LAIRD LECTURE ENDOWMENT FUND	32,151	113,135	0	145,286	0	145,286	145,286
JOHN CLINCH CHAIR ENDOWMENT FUND	60,128	116,910	0	177,038	0	177,038	177,038
DR. JOHN HOENIG LECTURE ENDOWMENT FUND	9,958	25,000	0	34,958	0	34,958	34,958
M MACLEAN LECTURE FUND	31,636	7,000	0	38,636	0	38,636	38,636
AGNES AYRE MEMORIAL FUND	20,704	97,474	0	118,178	0	118,178	118,178
DAVID ALEXANDER ENDOWMENT FUND	2,102	24,400	0	26,502	0	26,502	26,502
JARVIS A WILLIAMS ENDOWMENT FUND	17,200	40,000	0	57,200	0	57,200	57,200
J R SMALLWOOD FOUNDATION FOR NEWFOUNDLAND STUDIES	248,673	1,125,056	0	1,373,729	0	1,373,729	1,373,729
THE DR. JOHN G. WILLIAMS ENDOWMENT	16,266	12,000	0	28,266	0	28,266	28,266
DAVID HAWKINS ENDOWMENT LECTURESHIP FUND	13,528	55,000	0	68,528	0	68,528	68,528
INDUSTRIAL RESEARCH CHAIR IN APPLIED SEISMOLOGY	198,077	450,000	0	648,077	0	648,077	648,077
PRATT LECTURE	15,460	45,000	0	60,460	0	60,460	60,460
PETRO CANADA YOUNG INNOVATOR AWARD FUND	212,667	0	0	212,667	0	212,667	212,667
WILLIAM F. SUMMERS GEOGRAPHICAL FIELD STUDIES ENDOWMENT FUND	20,106	0	0	20,106	0	20,106	20,106
SWGC FINE ARTS - PURCHASE OF ART WORK	15,609	25,000	0	40,609	0	40,609	40,609
TOTAL EXTERNALLY RESTRICTED ENDOWMENTS	3,641,652	25,148,534	1,301,168	30,091,354	56,979	30,034,375	30,091,354

MEMORIAL UNIVERSITY OF NEWFOUNDLAND
SCHEDULE OF RESTRICTED FOR ENDOWMENT PURPOSES
SUMMARY OF ACTIVITY
AS AT MARCH 31, 2000

SCHEDULE F
PART A

DESCRIPTION	CASH	INVESTMENTS	OTHER ASSETS	TOTAL ASSETS	ACCOUNTS PAYABLE	SURPLUS	TOTAL LIABILITIES AND SURPLUS
INTERNALLY RESTRICTED ENDOWMENTS							
GENERAL UNIVERSITY ENDOWMENT FUND	315,418	6,584,193	0	6,899,611	0	6,899,611	6,899,611
TOTAL INTERNALLY RESTRICTED ENDOWMENTS	315,418	6,584,193	0	6,899,611	0	6,899,611	6,899,611
OTHER EXTERNALLY RESTRICTED FUNDS							
F W ROWE STUDENT LOAN FUND	13,662	6,000	0	19,662	0	19,662	19,662
J L PATON LOAN FUND	149,458	200,000	101,529	450,987	0	450,987	450,987
GERALD S DOYLE ENGINEERING LOAN FUND	34,997	0	3,000	37,997	0	37,997	37,997
PATON COLLEGE MASTERS LOAN FUND	56,546	0	3,458	60,004	0	60,004	60,004
BREEZEWAY EMERGENCY LOAN FUND	81,362	0	41,823	123,185	0	123,185	123,185
BARRETT MEMORIAL STUDENT EMERGENCY LOAN FUND	7,036	0	600	7,636	0	7,636	7,636
CSU CORNER BROOK STUDENT LOAN FUND	13,664	0	3,644	17,308	0	17,308	17,308
CLINICAL DEVELOPMENT LOAN FUND	7,033	230,000	0	237,033	0	237,033	237,033
INTERNATIONAL EMERGENCY LOAN FUND	11,020	0	1,819	12,839	0	12,839	12,839
STUDENT LOAN/CONTINGENCY FUND	1,580	0	108,956	110,536	0	110,536	110,536
TOTAL OTHER EXTERNALLY RESTRICTED FUNDS	376,358	436,000	264,829	1,077,187	0	1,077,187	1,077,187

MEMORIAL UNIVERSITY OF NEWFOUNDLAND
SCHEDULE OF RESTRICTED FOR ENDOWMENT PURPOSES
SUMMARY OF ACTIVITY
AS AT MARCH 31, 2000

SCHEDULE F
PART B

DESCRIPTION	OPENING BALANCE	REVENUE	EXPENDITURE	NET CHANGE	CLOSING BALANCE
EXTERNALLY RESTRICTED ENDOWMENTS					
BRUTON SCHOLARSHIP FUND	41,019	2,606	(2,500)	106	41,125
ROBERT A BARTLETT MEMORIAL FUND	29,178	1,802	(2,200)	(398)	28,780
SOPHIE (MADDOCK) BOYLE SCHOLARSHIP FUND	81,580	5,094	(6,000)	(906)	80,674
ALBERT DESBRISSEY BOYLE SCHOLARSHIP FUND	44,104	2,703	(6,000)	(3,297)	40,807
REV. L CURTIS SCHOLARSHIP FUND	8,904	572	0	572	9,476
KIWANIS CLUB OF ST. JOHN'S MUSIC SCHOLARSHIP FUND	14,204	902	(750)	152	14,356
G. H. MORGAN MEMORIAL SCHOLARSHIP FUND	22,857	1,692	(800)	892	23,749
JULIA MORGAN STUDENT BURSARIES FUND	195,896	14,580	(10,500)	4,080	199,976
CHARLES E. MERRILL SCHOLARSHIP FUND	1,460	70	0	70	1,530
J L PATON SCHOLARSHIP FUND	269,109	16,765	(27,500)	(10,735)	258,374
DR. A. C. HUNTER MEMORIAL SCHOLARSHIP FUND	38,282	2,397	(1,700)	697	38,979
ROBERT G. REID MEMORIAL SCHOLARSHIP FUND	1,311,260	91,975	(77,500)	14,475	1,325,735
R. A. PARSONS SCHOLARSHIP FUND	20,416	1,302	(1,500)	(198)	20,218
SELBY PARSONS MEMORIAL SCHOLARSHIP FUND	5,665	346	(1,000)	(654)	5,011
WOMEN'S ASSOCIATION OF MEMORIAL UNIVERSITY OF NEWFOUNDLAND	75,560	8,280	(4,200)	4,080	79,640
HUGH LILLY MEMORIAL SCHOLARSHIP FUND	62,721	3,979	(4,000)	(21)	62,700
DAVIS MCCURDY SCHOLARSHIP FUND	3,128	197	(300)	(103)	3,025
JACOB AND FLORA MORGAN ENTRANCE SCHOLARSHIP FUND	171,092	10,901	(14,000)	(3,099)	167,993
NFLD HOME ECONOMICS ASSOCIATION SCHOLARSHIP FUND	16,205	1,050	(800)	250	16,455
HECTOR AND FANNIE MCNEIL MEMORIAL SCHOLARSHIP	19,032	1,246	0	1,246	20,278
H B YOUNG SCHOLARSHIP FUND	3,414	214	(300)	(86)	3,328
SIR WILFRED GRENFELL SCHOLARSHIP FUND	14,919	1,017	(900)	117	15,036
G M SPARKES ALUMNI SCHOLARSHIP IN MUSIC	6,050	362	(1,000)	(638)	5,412
DR E RUSSELL SCHOLARSHIP FUND	18,174	1,164	(1,500)	(336)	17,838
MURIEL HUNTER SCHOLARSHIP IN SPANISH	26,632	1,709	0	1,709	28,341
DR S J CAREW MEMORIAL SCHOLARSHIP FUND	35,986	2,336	(1,000)	1,336	37,322
BARNES HOUSE BURSARY	22,229	1,441	(1,200)	241	22,470
J MCNAMARA FURLONG ENTRANCE SCHOLARSHIP FUND	8,819	1,079	(600)	479	9,298
BEST OF MUSIC FACULTY SCHOLARSHIP	45,612	5,891	(3,000)	2,891	48,503
JEANNE F SANGER MEMORIAL SCHOLARSHIP	17,236	1,090	(1,400)	(310)	16,926
MEDICAL PRACTICE ASSOCIATES SCHOLARSHIP	88,210	5,663	(2,400)	3,263	91,473

MEMORIAL UNIVERSITY OF NEWFOUNDLAND
SCHEDULE OF RESTRICTED FOR ENDOWMENT PURPOSES
SUMMARY OF ACTIVITY
AS AT MARCH 31, 2000

SCHEDULE F
PART B

DESCRIPTION	OPENING BALANCE	REVENUE	EXPENDITURE	NET CHANGE	CLOSING BALANCE
DR J M DARTE MEMORIAL SCHOLARSHIP	78,232	5,029	(2,600)	2,429	80,661
MADLINE DARTE MEMORIAL SCHOLARSHIP FUND	15,928	986	(1,200)	(214)	15,714
ELLA BRETT SOCIAL WORK SCHOLARSHIP FUND	23,531	1,464	(2,000)	(536)	22,995
PROF C NOBLE SCHOLARSHIP FUND	5,306	342	0	342	5,648
CAPTAIN JAMES COOK SCHOLARSHIP TRUST FUND	50,982	3,680	(3,000)	680	51,662
SAVAL SCHOLARSHIP BURSARY FUND	165,886	10,204	(17,500)	(7,296)	158,590
BEAVER FOODS SCHOLARSHIP FUND	46,665	2,942	(4,000)	(1,058)	45,607
GEOLOGICAL ASSOCIATION SCHOLARSHIP FUND	17,567	1,633	(1,000)	633	18,200
DR LESLIE TUCK SCHOLARSHIP FUND	17,985	1,398	0	1,398	19,383
CENTRAL NFLD HOSPITAL MEDICAL STAFF SCHOLARSHIP	58,216	5,473	(500)	4,973	63,189
JOHN J MURPHY SCHOLARSHIP FUND	44,676	2,830	(2,500)	330	45,006
BIRKS FAMILY BURSARY	6,906	348	(3,000)	(2,652)	4,254
DR FRANK O DEA SCHOLARSHIP IN MEDICINE	3,685	1,700	(3,000)	(1,300)	2,385
CORNER BROOK PULP AND PAPER LTD SCHOLARSHIP	12,883	4,797	(4,050)	747	13,630
CANADIAN FEDERATION OF UNIVERSITY WOMEN IN HISTORY	20,655	3,007	(1,600)	1,407	22,062
M FITZPATRICK MORGAN SCHOLARSHIP FUND	14,411	932	(100)	832	15,243
SCHULICH SCHOLARSHIP FOR ENTREPRENEURSHIP	34,967	4,041	(3,000)	1,041	36,008
HUGH LILY UNDERGRADUATE SCHOLARSHIP	5,745	364	(350)	14	5,759
FREDERICK AND ISABEL EMERSON SCHOLARSHIP	15,108	954	(1,200)	(246)	14,862
M O MORGAN ENTRANCE SCHOLARSHIP FUND	808,275	50,569	(80,000)	(29,431)	778,844
JAMES J WALSH MEMORIAL SCHOLARSHIP FUND	16,987	1,097	(500)	597	17,584
GRACE MORGAN MEMORIAL SCHOLARSHIP FUND	168,639	10,822	(9,000)	1,822	170,461
NFLD TEACHERS ASSOCIATION SCHOLARSHIP	14,523	947	(750)	197	14,720
EATON FOUNDATION SCHOLARSHIP	27,286	1,783	(1,500)	283	27,569
JAMES (JAY) STACKHOUSE MEMORIAL SCHOLARSHIP	7,662	605	(400)	205	7,867
OCEAN RANGER DISASTER SCHOLARSHIP TRUST FUND	97,123	6,308	(6,990)	(682)	96,441
ST. JOHN'S BASKETBALL REFEREES ASSOCIATION SCHOLARSHIP	6,750	432	(400)	32	6,782
CORNELA LEARNING ANNE BUTLER MOORES SCHOLARSHIP	11,914	749	(1,000)	(251)	11,663
E P BROWNE SCHOLARSHIP FUND	78,378	5,151	(7,000)	(1,849)	76,529
ROLF G HATTENHAUER SCHOLARSHIP FUND	20,462	2,008	(1,000)	1,008	21,470
HARVEY AND DORIS MURCELL SCHOLARSHIP IN RELIGIOUS STUDIES	3,865	226	(500)	(274)	3,591
SCOTT MEMORIAL SCHOLARSHIP	11,162	727	(600)	127	11,289
J DOUGLAS EATON SCHOLARSHIP	19,443	1,285	0	1,285	20,728

MEMORIAL UNIVERSITY OF NEWFOUNDLAND
SCHEDULE OF RESTRICTED FOR ENDOWMENT PURPOSES
SUMMARY OF ACTIVITY
AS AT MARCH 31, 2000

SCHEDULE F
PART B

DESCRIPTION	OPENING BALANCE	REVENUE	EXPENDITURE	NET CHANGE	CLOSING BALANCE
EUGENE VINCENT MEMORIAL SCHOLARSHIP	7,108	574	(500)	74	7,182
IRIS KIRBY MEMORIAL SCHOLARSHIP FUND	12,303	797	(500)	297	12,600
JOHN M AND ELSA MORGAN SCHOLARSHIP	375,005	24,165	(23,000)	1,165	376,170
JOHN THOMAS AND AMY SUZANNAH MORGAN MEMORIAL SCHOLARSHIP	10,363	665	0	665	11,028
DR. LOUISE WHITEWAY PRIZE IN NEWFOUNDLAND HISTORY	1,324	80	(100)	(20)	1,304
DR. SALTER FACULTY OF MEDICINE SCHOLARSHIP FUND	4,947	309	0	309	5,256
C W ANDREWS MEMORIAL SCHOLARSHIP FUND	21,429	1,601	0	1,601	23,030
CAPTAIN GEORGE WHITELY SCHOLARSHIP	6,370	409	(100)	309	6,679
HOWSE OF FLOWERS SCHOLARSHIP FUND	9,861	620	(750)	(130)	9,731
THE ELSA S MORGAN MEMORIAL SCHOLARSHIP FUND	13,388	871	0	871	14,259
JAMES E AUSTIN SCHOLARSHIP FUND	9,493	602	(500)	102	9,595
THE BUCHANS SCHOLARSHIP OF ASARCO	199,324	13,171	(3,365)	9,806	209,130
THE DR. M BLAIR MEMORIAL ALUMNI AWARDS IN ENGINEERING	14,553	931	(1,000)	(69)	14,484
HUNTER W EARLE MEMORIAL SCHOLARSHIP IN MEDICINE	16,702	1,062	(1,400)	(338)	16,364
CANADIAN INSTITUTE OF MINING AND METALLURGY JUBILEE SCHOLARSHIP	15,540	2,009	(1,000)	1,009	16,549
THE GLENN ROY BLUNDON SCHOLARSHIP	9,291	712	(500)	212	9,503
DR. B K KIM SCHOLARSHIP	20,552	1,295	(1,500)	(205)	20,347
JOHN S. MORGAN SCHOLARSHIP IN SOCIAL WORK	20,551	1,270	(2,400)	(1,130)	19,421
G J POWER POETRY AWARD	15,957	1,033	(900)	133	16,090
THE ASHBRIDGE SCHOLARSHIP	17,685	1,154	0	1,154	18,839
HENRY ROBERTS PRIZE IN PHARMACOLOGY	2,558	155	(200)	(45)	2,513
ALFRED K. SNELGROVE MEMORIAL SCHOLARSHIP FUND	207,115	13,726	0	13,726	220,841
E MATTHEWS MEMORIAL SCHOLARSHIP FUND	10,023	643	(600)	43	10,066
MARY PITTMAN-ROBBINS SCHOLARSHIP	11,127	718	0	718	11,845
BOWATER AWARD OF EXCELLENCE IN PHYSICS	5,233	250	0	250	5,483
MAX PRATT MEMORIAL SCHOLARSHIP	3,644	237	0	237	3,881
JONAS BARTER SCHOLARSHIP IN MUSIC	13,072	1,486	(600)	886	13,958
CHARLES O THOMAS SCHOLARSHIP	8,579	547	(750)	(203)	8,376
EDWARD P BROWNE SCHOLARSHIP	10,257	673	(500)	173	10,430
G A WINTER SCHOLARSHIP	10,714	683	(500)	183	10,897
G M STERLING SCHOLARSHIP	22,575	3,978	(1,500)	2,478	25,053
THE DR. V. STEPHEN PAPEZIK MEMORIAL SCHOLARSHIP	20,280	1,281	(1,200)	81	20,361
THE DR. REVEREND G LLOYD MORGAN MEMORIAL SCHOLARSHIP	9,983	636	(500)	136	10,119

MEMORIAL UNIVERSITY OF NEWFOUNDLAND
SCHEDULE OF RESTRICTED FOR ENDOWMENT PURPOSES
SUMMARY OF ACTIVITY
AS AT MARCH 31, 2000

SCHEDULE F
PART B

DESCRIPTION	OPENING BALANCE	REVENUE	EXPENDITURE	NET CHANGE	CLOSING BALANCE
THE PATHOLOGY AWARD	14,099	902	(400)	502	14,601
THE DONALD W K DAWES SCHOLARSHIP	11,219	1,046	0	1,046	12,265
ETHEL MARY JAMES SCHOLARSHIP	326,559	21,404	(8,000)	13,404	339,963
MAXWELL AND EMILY MULLETT SCHOLARSHIP	10,237	652	(800)	(148)	10,089
THE NICHOLE MICHELLE LANE CANCER RESEARCH SCHOLARSHIP	9,114	583	(300)	283	9,397
GORDON BILLARD AWARD IN EDUCATION	7,389	461	(500)	(39)	7,350
ROYAL CANADIAN LEGION (ST. JOHN'S BRANCH NO. 1) MEMORIAL WALL SCHOLARSHIP	40,067	2,505	(3,000)	(495)	39,572
MARY HONEYGOLD SCHOLARSHIP/BURSARY	25,164	1,611	(500)	1,111	26,275
THE RICK SHEPPARD MEMORIAL SCHOLARSHIP	7,744	609	(500)	109	7,853
THE MORRIS AND GRAHAM WILANSKY SCHOLARSHIP FUND	9,724	700	(500)	200	9,924
THE DOYLE HOUSE SCHOLARSHIP TRUST FUND	7,254	470	0	470	7,724
CANADIAN BROADCASTING CORPORATION SCHOLARSHIP	43,520	6,414	(3,500)	2,914	46,434
GOWER YOUTH BAND ENTRANCE SCHOLARSHIP IN MUSIC	14,133	894	(1,000)	(106)	14,027
BRECKON NOEL SCHOLARSHIP FUND	21,308	1,396	0	1,396	22,704
THE W. BRUECKNER SCHOLARSHIP FUND	9,437	599	(500)	99	9,536
THE R F BOB MCLEOD SCHOLARSHIP FUND	10,285	652	(600)	52	10,337
CENTENNIAL ENGINEERING SCHOLARSHIP	22,665	1,445	(1,200)	245	22,910
EDWARD D FREEMAN BURSARY	7,375	467	(600)	(133)	7,242
E. F. BARNES SCHOLARSHIP	7,364	469	(500)	(31)	7,333
RALPH LINDSAY FINLEY SCHOLARSHIP	31,617	1,997	(2,400)	(403)	31,214
DR. M. O. MORGAN ALUMNI SCHOLARSHIP	34,619	2,143	(4,000)	(1,857)	32,762
FREDERICK J HANCOCK SCHOLARSHIP	12,565	803	(1,000)	(197)	12,368
COTTAGE CRAFTS ASSOCIATION SCHOLARSHIP	10,024	634	(1,000)	(366)	9,658
DR J H KING MEMORIAL SCHOLARSHIP FUND	9,626	612	(500)	112	9,738
FLORENCE O'NEILL SCHOLARSHIP/BURSARY	60,095	3,781	(5,000)	(1,219)	58,876
THE WILLIAM A GRUCHY MEMORIAL SCHOLARSHIP	11,528	742	(1,000)	(258)	11,270
THE MAXIM MAZUMDAR MEMORIAL SCHOLARSHIP IN THEATRE	7,038	450	(500)	(50)	6,988
THE MAY PARKER MEMORIAL SCHOLARSHIP IN CLASSICS	7,494	467	(400)	67	7,561
THE IDA HARVEY SCHOLARSHIP	7,800	468	(1,000)	(532)	7,268
VISUAL ARTS ENTRANCE SCHOLARSHIP	10,004	636	(500)	136	10,140
MARY L. (MOLLY) BAILEY SCHOLARSHIP	24,027	4,227	(1,200)	3,027	27,054
TERM 1 ENTRY SCHOLARSHIPS IN ENGINEERING	14,921	955	(1,000)	(45)	14,876
MARQUIS LTD. (COLONEL SAUNDERS) LTD	6,717	425	(500)	(75)	6,642

MEMORIAL UNIVERSITY OF NEWFOUNDLAND
SCHEDULE OF RESTRICTED FOR ENDOWMENT PURPOSES
SUMMARY OF ACTIVITY
AS AT MARCH 31, 2000

SCHEDULE F
PART B

DESCRIPTION	OPENING BALANCE	REVENUE	EXPENDITURE	NET CHANGE	CLOSING BALANCE
ALLAN AND CLARA GILLINGHAM SCHOLARSHIP IN RUSSIAN STUDIES	8,318	540	0	540	8,858
THE L.J. LAWTON MEMORIAL AWARD	5,659	352	(500)	(148)	5,511
SAVAL SCHOLARSHIP	34,556	2,201	(3,000)	(799)	33,757
THE OLOF LINDGREN SCHOLARSHIP	17,374	1,105	(1,200)	(95)	17,279
NFLD OUTFITTERS ASSOCIATION SCHOLARSHIP	8,180	518	(500)	18	8,198
SPECIAL PROJECTS BURSARY FUND	30,670	1,980	0	1,980	32,650
W J BLUNDON SCHOLARSHIP	35,477	2,887	(2,500)	387	35,864
RON & GWEN SEARY MEMORIAL SCHOLARSHIP	19,850	1,263	(1,600)	(337)	19,513
JOHN L. PATON ENTRANCE SCHOLARSHIP	176,964	11,241	(10,500)	741	177,705
THE PEDIATRICS TRUST FUND	10,144	634	(1,300)	(666)	9,478
MEDICAL SCHOOL ESSAY AWARD	28,163	1,807	0	1,807	29,970
THE EDNA BAIRD STEPHENSON SCHOLARSHIP	5,330	335	(500)	(165)	5,165
JOHN KINGSTON MEMORIAL SCHOLARSHIP	16,107	1,997	(800)	1,197	17,304
THE MAUREEN PENNEY MEMORIAL SCHOLARSHIP	10,217	872	(600)	272	10,489
ELIZABETH C HESSON MEMORIAL SCHOLARSHIP	18,704	1,351	(1,200)	151	18,855
THE BRIAN GERARD ADAMS MEMORIAL BURSARY FUND	15,824	1,028	(500)	528	16,352
WILLIAM J HOUSE MEMORIAL SCHOLARSHIP	16,955	1,079	(750)	329	17,284
THE JAMES C. PRATT MEMORIAL SCHOLARSHIP	17,849	1,134	(850)	284	18,133
THE C F POOLE SCHOLARSHIP	16,302	1,039	(1,000)	39	16,341
THE LESLIE HARRIS MEMORIAL UNIVERSITY ALUMNI SCHOLARSHIP	1,198,160	75,488	(138,000)	(62,512)	1,135,648
SENATOR EUGENE FORSEY SCHOLARSHIP	71,136	4,490	(4,000)	490	71,626
RUFUS GUINCHARD SCHOLARSHIP	39,703	2,528	(2,000)	528	40,231
SERGEANTS MESS OF NEWFOUNDLAND SCHOLARSHIP	4,594	287	(500)	(213)	4,381
THE ARTHUR AND DOROTHY NOSEWORTHY SCHOLARSHIP	16,348	1,030	(1,200)	(170)	16,178
DOROTHY DUFF MOORES MEMORIAL SCHOLARSHIP	10,928	687	(1,000)	(313)	10,615
THE WILLIAM'S SCIENCE SCHOLARSHIP	57,256	4,873	(2,000)	2,873	60,129
WOMEN IN ENGINEERING MEMORIAL SCHOLARSHIP	64,016	4,971	3,000	7,971	71,987
G.A. FRECKER ALUMNI SCHOLARSHIP	38,919	2,491	(2,500)	(9)	38,910
CITY OF CORNER BROOK J R SMALLWOOD SCHOLARSHIP	14,760	935	(1,000)	(65)	14,695
THE ROYAL CANADIAN LEGION, BRANCH NO. 1	20,205	1,302	(1,500)	(198)	20,007
PATRICIA BLACKBURN MEMORIAL BURSARY	14,473	880	(1,000)	(120)	14,353
J. KEITH LAWTON SCHOLARSHIP	13,239	838	(1,000)	(162)	13,077
LEE WULFF SCHOLARSHIP	26,441	1,666	(2,000)	(334)	26,107

MEMORIAL UNIVERSITY OF NEWFOUNDLAND
SCHEDULE OF RESTRICTED FOR ENDOWMENT PURPOSES
SUMMARY OF ACTIVITY
AS AT MARCH 31, 2000

SCHEDULE F
PART B

DESCRIPTION	OPENING BALANCE	REVENUE	EXPENDITURE	NET CHANGE	CLOSING BALANCE
THE WILLIAM J. AND FLORENCE CAREW SCHOLARSHIP	9,334	1,120	0	1,120	10,454
MARILYN MARSH SCHOLARSHIP	9,386	587	(500)	87	9,473
THE WILLIAM AND NAOMI LUNDRIGAN SCHOLARSHIP	63,837	4,089	(2,500)	1,589	65,426
NFLD RANGER FORCE SCHOLARSHIP	29,939	3,299	(2,000)	1,299	31,238
THE BAIRD-STEPHENSON SCHOLARSHIP	15,958	1,013	(1,000)	13	15,971
DR. JANICE E LESSARD SCHOLARSHIP IN MEDICINE	15,146	946	(1,000)	(54)	15,092
THE J DOUGLAS EATON ALUMNI SCHOLARSHIP	27,749	1,777	(2,000)	(223)	27,526
DONALD CANT STUDENTSHIP	19,784	1,283	0	1,283	21,067
THE FRITZ POTTER MEMORIAL AWARD	6,254	463	(500)	(37)	6,217
MARY GRIFFITHS BURSARY FUND FOR FOLKLORE	19,128	2,084	(400)	1,684	20,812
THE J.C. HUDSON SCHOLARSHIP	8,548	553	(1,000)	(447)	8,101
MUN ALUMNI ENTRANCE SCHOLARSHIP	2,931,304	265,016	(114,000)	151,016	3,082,320
THE HARVEY AND DORIS MURCELL SCHOLARSHIP	112,091	7,019	(9,000)	(1,981)	110,110
FREINDS OF INDIA ASSOCIATION SCHOLARSHIP	6,511	415	(500)	(85)	6,426
J. BERYL TRUSCOTT SCHOLARSHIP FUND	32,424	2,049	(2,000)	49	32,473
NATIONAL SCHOLARSHIP IN OCEAN STUDIES	152,325	9,705	(9,000)	705	153,030
THE E.J.F. HODGETT SCHOLARSHIP IN SCIENCE	28,519	1,822	(2,000)	(178)	28,341
MARITIME AWARDS SOCIETY OF CANADA SCHOLARSHIP	46,395	5,820	(5,000)	820	47,215
THE DR. JOHN MCLNNES FELLOWSHIP FOR GRADUATE STUDIES	122	6	0	6	128
BROWNE FAMILY MEMORIAL SCHOLARSHIP	24,489	1,570	0	1,570	26,059
THE H.H. JACKSON TRAVEL SCHOLARSHIP IN GERMAN	20,699	1,726	(1,200)	526	21,225
AFSHIN ASSEMI MEMORIAL AWARD	16,794	2,641	(500)	2,141	18,935
THE GLORY OF MOZART CHAMBER MUSIC TRAVEL BURSARY	13,416	812	0	812	14,228
REVEREND EDWARD RUSTED HARLOW TRAVEL AWARD	7,502	498	0	498	8,000
THE GEOFFREY H. WOOD FOUNDATION SCHOLARSHIP	32,633	2,089	(2,500)	(411)	32,222
ERNEST J ENNIS SCHOLARSHIP	7,663	498	0	498	8,161
THE ALCOHOL AND DRUG DEPENDENCY COMMISSION AWARDS	36,893	2,373	(750)	1,623	38,516
PRIZE IN PURE MATHEMATICS	12,387	892	(750)	142	12,529
THE WILLIAM CAMPBELL MEMORIAL ALUMNI SCHOLARSHIP	12,032	775	(1,000)	(225)	11,807
RAYMOND J. CONDON MEMORIAL ALUMNI SCHOLARSHIP	20,838	1,326	(1,000)	326	21,164
THE DR. BRUCE A. FRASER AWARD	64,320	4,083	(4,000)	83	64,403
MATTHEW J. FOSTER ALUMNI SCHOLARSHIP	30,798	1,978	(2,000)	(22)	30,776
THE KAREN KEIRSTEAD MILLS MEMORIAL SCHOLARSHIP IN MUSIC	13,934	876	(1,000)	(124)	13,810

MEMORIAL UNIVERSITY OF NEWFOUNDLAND
SCHEDULE OF RESTRICTED FOR ENDOWMENT PURPOSES
SUMMARY OF ACTIVITY
AS AT MARCH 31, 2000

SCHEDULE F
PART B

DESCRIPTION	OPENING BALANCE	REVENUE	EXPENDITURE	NET CHANGE	CLOSING BALANCE
MARGARET D. MCLEAN BURSARY	30,018	1,922	(1,000)	922	30,940
THE JOHN MADVIG BURSARY	54,771	3,488	(4,000)	(512)	54,259
MATH AND SCIENCE EDUCATION SCHOLARSHIP	1,434	68	0	68	1,502
THE SISTERS OF MERCY ANNIVERSARY SCHOLARSHIP	28,402	1,798	(2,000)	(202)	28,200
MARGARET F MORGAN SCHOLARSHIP IN NURSING	164,243	10,502	(10,000)	502	164,745
ST. JOHN'S HOME CARE SCHOLARSHIP	22,051	1,417	(1,000)	417	22,468
BOBBIE ROBERTSON SCHOLARSHIP IN HISTORY	18,696	1,241	(1,000)	241	18,937
P. F. KEARNEY MEMORIAL SCHOLARSHIPS	29,634	1,879	(2,000)	(121)	29,513
DR. J. B. ROBERTS MEMORIAL SCHOLARSHIP	13,396	851	(750)	101	13,497
DR. CLARENCE W. POWELL MEMORIAL SCHOLARSHIP	15,997	1,998	(1,200)	798	16,795
ELIZABETH A NEWLANDS SCHOLARSHIP IN SOCIAL WORK	17,885	1,095	(2,400)	(1,305)	16,580
MR. JUSTICE P. LLOYD AND ELIZABETH SOPER SCHOLARSHIP	18,326	2,209	(1,000)	1,209	19,535
JAMES P STEINHAEUER SCHOLARSHIP	14,440	1,459	(1,000)	459	14,899
SPURRELL BARTLETT BURSARY	17,481	2,137	(1,200)	937	18,418
PROFESSIONAL ENGINEER AND GEOSCIENTISTS SCHOLARSHIP	18,827	1,185	(1,400)	(215)	18,612
THE DR. CLARENCE B. CRUMMEY MEMORIAL ENTRANCE SCHOLARSHIP	19,819	1,934	(1,200)	734	20,553
J. BRUCE & HELEN FRENCH GRADUATE SCHOLARSHIP	13,391	878	(1,000)	(122)	13,269
THE G. R. ROBINSON AWARD IN FRENCH	3,294	212	0	212	3,506
CARRIE HODDER MEMORIAL SCHOLARSHIP	10,982	711	(1,000)	(289)	10,693
THE COUNCIL OF THE STUDENTS UNION SCHOLARSHIP	19,203	1,249	0	1,249	20,452
NF & LAB VOLLEYBALL AWARDS	8,395	1,042	(750)	292	8,687
THE F.A. ALDRICH GRADUATE AWARD	79,377	5,003	(6,000)	(997)	78,380
MARRIE T KENNEDY SCHOLARSHIP AND BURSARY	121,960	20,415	(10,000)	10,415	132,375
THE P. J. GARDINER AWARD FOR SMALL BUSINESS ENTREPRENEURSHIP	67,666	4,110	(4,998)	(888)	66,778
P.J. GARDINER AWARD FOR INTERNATIONAL STUDY	62,451	4,006	(5,000)	(994)	61,457
DAVID BUCHAN GRADUATE RESEARCH AWARD	26,999	5,816	(500)	5,316	32,315
GEORGE WESTON SCHOLARSHIP	64,826	4,153	(4,000)	153	64,979
SCHOOL OF PHYSICAL EDUCATION AND ATHLETICS	10,528	684	(500)	184	10,712
CHARLIE (MOO SIC) FONG MEMORIAL SCHOLARSHIP	13,137	801	(1,500)	(699)	12,438
ULRIC BALLAM SCHOLARSHIP FUND	9,122	589	(250)	339	9,461
UNIVERSITY ENDOWMENT FUND FOR SCHOLARSHIPS	756,074	47,646	(65,345)	(17,699)	738,375
ST. JOHN'S ROTARY CLUB SILVER JUBILEE SCHOLARSHIP FUND	42,505	2,670	(3,000)	(330)	42,175
DAVID S. TEMPLETON SCHOLARSHIP	42,796	2,696	(2,500)	196	42,992

MEMORIAL UNIVERSITY OF NEWFOUNDLAND
SCHEDULE OF RESTRICTED FOR ENDOWMENT PURPOSES
SUMMARY OF ACTIVITY
AS AT MARCH 31, 2000

SCHEDULE F
PART B

DESCRIPTION	OPENING BALANCE	REVENUE	EXPENDITURE	NET CHANGE	CLOSING BALANCE
DR. GEORGE MOSKOVITS BOOK AWARD SCHOLARSHIP	4,703	300	(200)	100	4,803
ARTHUR AND SONIA MAY SCHOLARSHIP	62,481	6,712	(5,000)	1,712	64,193
THE FRED ALDRICH SCIENCE SCHOLARSHIP	12,762	808	(1,000)	(192)	12,570
CROWLEY BURSARIES	28,755	1,781	(2,500)	(719)	28,036
THE GEORGE WESTON ENTRANCE BURSARY	63,144	3,971	(5,500)	(1,529)	61,615
DR. HOWARD L WHITE MEMORIAL SCHOLARSHIP	10,379	668	(800)	(132)	10,247
DR. ANDREAS BARBAN MEMORIAL SCHOLARSHIP	11,455	717	(1,000)	(283)	11,172
IGNATIUS A. RUMBOLT SCHOLARSHIP IN MUSIC	11,937	752	(1,000)	(248)	11,689
THE ORVIL OLSEN AND GRAVASE HOLLANDER BIOLOGY PRIZE	4,334	277	(82)	195	4,529
NEIL MURRY GRADUATE RESEARCH AWARD	9,244	576	(500)	76	9,320
THE ED GOFF MEMORIAL SCHOLARSHIP	39,017	2,469	(2,500)	(31)	38,986
DANIEL FRAAD JR. MEMORIAL SCHOLARSHIP	114,089	6,959	(15,750)	(8,791)	105,298
AMCOCO CANADA UNDERGRADUATE ENVIRONMENTAL ENGINEERING	17,481	1,150	(1,000)	150	17,631
R.S.V.P. RESIDENCE SCHOLARSHIP	16,096	1,032	(500)	532	16,628
THE HOLLINGER ENGLISH LANGUAGE AND LITERATURE SCHOLARSHIP	12,307	771	(750)	21	12,328
MARRIOTT SCHOLARSHIP	14,861	940	(1,000)	(60)	14,801
MICHAEL HARRINGTON RESEARCH PRIZE IN NEWFOUNDLAND HISTORY	11,595	3,508	(500)	3,008	14,603
HIBERNIA	61,591	3,933	(4,000)	(67)	61,524
THE DR. ANNA C. TEMPLETON MEMORIAL GRADUATE SCHLARSHIP	79,184	5,171	(4,000)	1,171	80,355
BANK OF MONTREAL SCHOLARSHIP	159,119	61,112	(7,000)	54,112	213,231
SCEPTRE INVESTMENT COUNSEL LIMITED BURSARY	44,350	22,504	(2,500)	20,004	64,354
BROWNING HARVEY LTD	10,840	773	750	1,523	12,363
THE MAURICE J. BURKE MEMORIAL SCHOLARSHIP	17,453	1,085	(1,000)	85	17,538
VIVAN DOUGLAS MEMORIAL SCHOLARSHIP	14,396	900	(1,000)	(100)	14,296
SPONSORED SCHOLARSHIPS	42,247	269,858	(241,866)	27,992	70,239
ROYAL BANK FELLOWSHIP	83,683	5,385	(5,000)	385	84,068
THE SCHLUMBERGER SCHOLARSHIP	4,000	0	(4,000)	(4,000)	0
GAR PYNN SCHOLARSHIP	32,611	2,108	(2,000)	108	32,719
THE MARIE SULLIVAN SCHOLARSHIP	24,273	6,806	(1,000)	5,806	30,079
FACILITIES MANAGEMENT UNDERGRADUTE SCHOLARSHIP	7,656	3,418	(500)	2,918	10,574
FIRST MARATHON SECURITIES SCHOLARSHIP	16,733	1,101	(1,000)	101	16,834
KATHLEEN M. BAIRD MEMORIAL SCHOLARSHIP	11,153	707	(600)	107	11,260
THE DR. G. ALBERT COOPER BURSARY	5,021	5,558	(500)	5,058	10,079

MEMORIAL UNIVERSITY OF NEWFOUNDLAND
SCHEDULE OF RESTRICTED FOR ENDOWMENT PURPOSES
SUMMARY OF ACTIVITY
AS AT MARCH 31, 2000

SCHEDULE F
PART B

DESCRIPTION	OPENING BALANCE	REVENUE	EXPENDITURE	NET CHANGE	CLOSING BALANCE
W.F. MORNEAU SCHOLARSHIP	18,669	1,216	0	1,216	19,885
THE THELMA MARSH SCHOLARSHIP	8,533	5,587	(2,000)	3,587	12,120
C.D. HOWE MEMORIAL FOUNDATION	272,528	17,663	(7,920)	9,743	282,271
THE DR. DOUGLAS L. COOPER MEMORIAL SCHOLARSHIP	120,080	8,079	(7,500)	579	120,659
CANADIAN TIRE SCHOLARSHIP	32,690	17,475	(1,800)	15,675	48,365
THE NEWFOUNDLAND MARGARINE UNILEVER CANADA SCHOLARSHIP	31,822	2,092	(2,000)	92	31,914
WALLACE ALLISON MCCALLUM MEMORIAL SCHOLARSHIP	16,514	1,075	0	1,075	17,589
THE KATHLEEN WEGSTAFF MACCALLUM MEMORIALSCHOLARSHIP	16,514	1,054	(1,000)	54	16,568
ANNIVERSARY OF CONFEDERATION AND MEMORIAL SCHOLARSHIPS	2,988,779	35,298	(1,704,748)	(1,669,450)	1,319,329
THE BARBARA FOWLOW MEMORIAL SCHOLARSHIP	8,662	1,308	(300)	1,008	9,670
CANADIAN SOCIETY FOR CHEMISTRY SCHOLARSHIP	26,847	1,740	0	1,740	28,587
THE IRON ORE COMPANY OF CANADA SCHOLARSHIP	64,472	53,047	(35,000)	18,047	82,519
IEEE NFLD & LAB SECTION SCHOLARSHIP	15,522	1,007	(1,000)	7	15,529
THE DR. L.A.W. FELTHAM SCHOLARSHIP	7,670	3,407	0	3,407	11,077
GENERAL MOTORS SCHOLARSHIP IN ENGINEERING	18,212	1,187	(2,000)	(813)	17,399
THE GENERAL MOTORS SCHOLARSHIP FOR WOMEN IN ENGINEERING	18,212	1,170	(1,000)	170	18,382
GENERAL MOTORS UNDERGRADUATE SCHOLARSHIP	18,212	1,190	0	1,190	19,402
THE DR. CHARLES NARDINI MEMORIAL AWARD	14,003	2,606	(500)	2,106	16,109
GRACE MORGAN SCHOLARSHIP IN NUTRITION	26,796	3,187	(1,600)	1,587	28,383
THE ELEANOR AND NORVAL BLAIR TRAVEL SCHOLARSHIP IN NURSING	26,524	1,744	0	1,744	28,268
SUN MICROSYSTEMS OF CANADA SCHOLARSHIP	15,914	1,044	(600)	444	16,358
THE SHELL CANADA ENGINEERING SCHOLARSHIP	82,946	5,251	(3,000)	2,251	85,197
IMASCO ENTRANCE SCHOLARSHIP	32,082	9,699	0	9,699	41,781
THE IMASCO ENTRANCE SCHOLARSHIP IN MUSIC	32,082	9,699	0	9,699	41,781
IMASCO FINE ARTS SCHOLARSHIP	31,905	9,499	0	9,499	41,404
THE IMASCO ENTRANCE SCHOLARSHIP IN PHARMACY	32,082	9,699	0	9,699	41,781
NORDIC CANADIAN BURSARY AWARDS	1,589	19,009	(20,491)	(1,482)	107
NORTHERN TELECOM AWARD	2,727	168	0	168	2,895
CHARLES EVANS MEMORIAL	1,182	75	(100)	(25)	1,157
RIGEL SHIPPING BURSARY AWARDS	938	2,154	(2,100)	54	992
GENERAL SCHOLARSHIP FUND	25,910	5,023	(2,000)	3,023	28,933
REEDEREI WESER BURSARY AWARDS	345	12,424	(11,891)	533	878
MOBIL OIL SCHOLARSHIP	4,794	299	(300)	(1)	4,793

MEMORIAL UNIVERSITY OF NEWFOUNDLAND
SCHEDULE OF RESTRICTED FOR ENDOWMENT PURPOSES
SUMMARY OF ACTIVITY
AS AT MARCH 31, 2000

SCHEDULE F
PART B

DESCRIPTION	OPENING BALANCE	REVENUE	EXPENDITURE	NET CHANGE	CLOSING BALANCE
XEROX SCHOLARSHIP	1,084	69	(100)	(31)	1,053
ED BOWDING SCHOLARSHIP TRUST	6,243	393	(250)	143	6,386
AACD BURSARY AWARDS	103	75,678	(76,132)	(454)	(351)
HARVEY HEAD MEMORIAL SCHOLARSHIP	27,862	1,712	0	1,712	29,574
MIDDLE COVE MEMORIAL SCHOLARSHIP	5,871	369	(500)	(131)	5,740
RAY BARLETT MEMORIAL SCHOLARSHIP	3,195	200	(200)	0	3,195
DWK DAWE SCHOLARSHIP	1,084	559	(250)	309	1,393
KEIL HENRIKSEN SCHOLARSHIP	13,848	1,267	(1,000)	267	14,115
DR. C R BARTLETT SCHOLARSHIP	5,862	369	(500)	(131)	5,731
NOAH BARRETT SCHOLARSHIP	3,770	235	(200)	35	3,805
NORMAN SMALL SCHOLARSHIP	1,728	103	(100)	3	1,731
MEL FREID AWARD	3,268	207	(200)	7	3,275
FISHERY PRODUCTS SCHOLARSHIP	15,660	1,365	(1,500)	(135)	15,525
FERARD BUTLER SCHOLARSHIP	4,704	287	(100)	187	4,891
THE HIBERNIA MANAGEMENT AND DEVELOPMENT COMPANY SCHOLARSHIP	31,057	2,015	(2,000)	15	31,072
TEKCON SCHOLARSHIP	5,933	376	(500)	(124)	5,809
FLOTILLA 97 LEGACY SCHOLARSHIP IN MARINE TECHNOLOGY	22,775	1,483	(1,000)	483	23,258
DWK DAWE SCHOLARSHIP #2	7,283	460	(500)	(40)	7,243
HAZEN A RUSSELL SCHOLARSHIP	41,456	2,587	(750)	1,837	43,293
KEITH KIRBY SCHOLARSHIP	5,216	331	(500)	(169)	5,047
FINTAN AYLWARD SCHOLARSHIP	6,084	383	(500)	(117)	5,967
CAPT. P PARSONS MEMORIAL SCHOLARSHIP	2,468	158	(200)	(42)	2,426
FREDERICK A. PARKER SCHOLARSHIP	6,343	403	(400)	3	6,346
WILLIAM O'REILLEY SCHOLARSHIP	7,184	572	(500)	72	7,256
DR. J. VICTOR THOMPSON SCHOLARSHIP	16,037	1,557	(1,300)	257	16,294
ENVIRONMENTAL SCIENCE SCHOLARSHIP	54,227	3,531	(2,500)	1,031	55,258
THE CLARICE DIAMOND FRY MEMORIAL SCHOLARSHIP	85,293	5,539	(5,000)	539	85,832
CHARLOTTE PENWELL DOLIMONT MEMORIAL SCHOLARSHIP	85,293	5,539	(5,000)	539	85,832
THE RALPH VINCENT MEMORIAL BUSINESS SCHOLARSHIP	85,160	5,433	(5,000)	433	85,593
HUGH J. ANDERSON CHEMISTRY SCHOLARSHIP	85,243	5,430	(5,000)	430	85,673
THE JMC FACEY ENGINEERING SCHOLARSHIP	85,379	5,555	(5,000)	555	85,934
HONEYWELL LIMITED SCHOLARSHIP	33,196	2,196	0	2,196	35,392
ELAINE PITCHER MEMORIAL SCHOLARSHIP	15,896	1,690	(1,000)	690	16,586

MEMORIAL UNIVERSITY OF NEWFOUNDLAND
SCHEDULE OF RESTRICTED FOR ENDOWMENT PURPOSES
SUMMARY OF ACTIVITY
AS AT MARCH 31, 2000

SCHEDULE F
PART B

DESCRIPTION	OPENING BALANCE	REVENUE	EXPENDITURE	NET CHANGE	CLOSING BALANCE
HARRIET WARE MEMORIAL SCHOLARSHIP	14,052	882	(2,000)	(1,118)	12,934
NEWFOUNDLAND GARDENING SCHOLARSHIP	25,358	2,181	(1,000)	1,181	26,539
JOHN C. CROSBIE SCHOLARSHIP	52,073	9,854	(3,000)	6,854	58,927
MICHAEL COOK SCHOLARSHIP	21,364	1,523	0	1,523	22,887
CANADIAN COLLEGE OF TEACHERS SCHOLARSHIP	16,744	1,103	0	1,103	17,847
THE T. D. BANK SCHOLARSHIP	29,665	15,628	(2,000)	13,628	43,293
GARY BOURNE MEMORIAL SCHOLARSHIP	20,165	2,763	(1,000)	1,763	21,928
THE BRITISH WAR BRIDES SCHOLARSHIP	4,128	241	(1,000)	(759)	3,369
NORANDA SCHOLARSHIP	11,002	707	0	707	11,709
THE YVONNE BELANGER SCHOLARSHIP	10,951	691	(750)	(59)	10,892
ERIC BRIFFETT SMALL BUSINESS SCHOLARSHIP	5,266	5,602	0	5,602	10,868
THE ANNA DALEY SCHOLARSHIP	2,785	4,303	(1,000)	3,303	6,088
WILLIAM J. FITZGERALD MEMORIAL SCHOLARSHIP	3,127	8,396	0	8,396	11,523
THE SCOTIABANK BURSARIES FOR INTERNATIONAL STUDY	81,953	41,408	(4,000)	37,408	119,361
CHARTERED ACCOUNTANTS EDUCATION FOUNDATION SCHOLARSHIP	77,402	5,031	(5,082)	(51)	77,351
THE AIDAN HENNEBURY MEMORIAL SCHOLARSHIP IN CLASSICS	5,307	349	0	349	5,656
WOOD GUNDY SCHOLARSHIP FOR UNDERGRADUATE BUSINESS STUDENTS	25,221	4,007	0	4,007	29,228
THE HALLIBURTON ENERGY SERVICES SCHOLARSHIP IN MECHANICAL ENGINEER	3,076	3,320	0	3,320	6,396
LOUGHNEY SCHOLARSHIP IN BIOCHEMISTRY	26,117	1,705	(750)	955	27,072
THE WOOD GUNDY SCHOLARSHIP FOR GRADUATE BUSINESS STUDENTS	25,221	4,003	(1,000)	3,003	28,224
JACINTA SHEPPARD FELLOWSHIP	38,809	(15,242)	(1,000)	(16,242)	22,567
THE LOCKE'S ELECTRICAL LIMITED 50TH ANNIVERSARY SCHOLARSHIP	15,594	1,023	(500)	523	16,117
JUNE G. WINTER MEMORIAL SCHOLARSHIP	15,877	5,675	0	5,675	21,552
THE KATY BINDON SCHOLARSHIP	24,830	1,623	(1,000)	623	25,453
NORTH ATLANTIC REFINING LIMITED ENTRANCE SCHOLARSHIP	26,723	715	(25,000)	(24,285)	2,438
THE COUNCIL OF THE STUDENT UNION UNDERGRADUATE SCHOLARSHIP	16,586	1,064	(1,000)	64	16,650
BARROWMAN COMMUNITY HEALTH GRADUATE TRAVEL AWARDS	41,145	2,729	0	2,729	43,874
THE BARROWMAN BIOCHEMISTRY GRADUATE TRAVEL AWARDS	41,145	2,729	0	2,729	43,874
MUN GOLF TOURNAMENT SCHOLARSHIP	17,554	22,681	(1,000)	21,681	39,235
THE TOROMONT SCHOLARSHIP	5,155	5,426	0	5,426	10,581
FRANCIS J. RYAN MEMORIAL SCHOLARSHIP	18,142	3,772	0	3,772	21,914
THE SANDWELL ENGINEERING INC. SCHOLARSHIP	2,594	2,719	0	2,719	5,313
NEWFOUNDLAND DESIGN ASSOCIATES LIMITED SCHOLARSHIP IN ENGINEERING	8,296	4,488	0	4,488	12,784

MEMORIAL UNIVERSITY OF NEWFOUNDLAND
SCHEDULE OF RESTRICTED FOR ENDOWMENT PURPOSES
SUMMARY OF ACTIVITY
AS AT MARCH 31, 2000

SCHEDULE F
PART B

DESCRIPTION	OPENING BALANCE	REVENUE	EXPENDITURE	NET CHANGE	CLOSING BALANCE
ARNOLD'S COVE COME BY CHANCE NORTH HARBOUR FISHERS AND NF TRANS	10,170	753	0	753	10,923
MUTUAL LIFE SCHOLARSHIP IN APPLICATION TECHNOLOGY	81,134	5,379	0	5,379	86,513
THE SENATOR GERALD R. OTTENHEIMER LANGUAGE SCHOLARSHIP	5,336	5,454	0	5,454	10,790
DR. HERBERT LENCH POTTLE SCHOLARSHIP	20,491	1,352	(1,000)	352	20,843
THE WILLIAM AND FRANCES POUND SCHOLARSHIP	5,348	2,932	0	2,932	8,280
RON JOYCE FOUNDATION SCHOLARSHIP	129,674	72,456	(3,200)	69,256	198,930
THE CANADIAN SOFT DRINK ASSOCIATION SCHOLARSHIP	52,279	3,360	(3,200)	160	52,439
DR. G.B. OLSON SCHOLARSHIP	1,405	72	(500)	(428)	977
THE WALLY J. CAMPBELL MEMORIAL SCHOLARSHIP	11,402	4,787	0	4,787	16,189
ST. AIDEN PRESBYTERIAN CHURCH MEMORIAL SCHOLARSHIP	17,938	1,188	0	1,188	19,126
THE NEWFOUNDLAND & LABRADOR HYDRO SCHOLASHIP	51,439	28,807	(2,000)	26,807	78,246
CHURCHILL FALLS(LABRADOR) CORPORATION LIMITED SCIENCE SCHOLARSHIP	51,439	28,824	0	28,824	80,263
THE WALBUSH MINES FINE ARTS TRAVEL BURSARY	20,335	1,243	0	1,243	21,578
WABUSH MINES UNDERGRADUATE SCHOLARSHIP	20,168	779	(10,000)	(9,221)	10,947
THE DOMINION OF CANADA GENERAL INSURANCECOMPANY SCHOLARSHIP	0	21,554	0	21,554	21,554
ETHEL H. JUDSON MEMORIAL SCHOLARSHIP	0	10,506	0	10,506	10,506
THE JACQUES WHITFORD NEWFOUNDLAND GEOSCIENCE SCHOLARSHIP	0	3,151	0	3,151	3,151
MS. JEAN DAY AWARD	0	5,784	(500)	5,284	5,284
THE MEMORIAL UNIVERSITY OF NEWFOUNDLAND 50TH ANNIVERSARY SCHOLA	0	504,492	(449,000)	55,492	55,492
CHEVRON CANADA RESOURCES ENGINEERING SCHOLARSHIP	0	10,626	(400)	10,226	10,226
THE ROSE PATTEN SINGLE MOTHER SCHOLARSHIP	0	7,451	0	7,451	7,451
NOBLE DRILLING SCHOLARSHIP	0	10,375	(5,000)	5,375	5,375
THE JOAN HAIRE MEMORIAL SCHOLARSHIP	0	5,084	(500)	4,584	4,584
JAMES TUCKER MEMORIAL SCHOLARSHIP	0	5,104	0	5,104	5,104
THE SALLY DAVIS SCHOLARSHIP	0	17,736	(1,000)	16,736	16,736
F A ALDRICH FELLOWSHIP IN GRADUATE STUDIES	0	2,085,702	0	2,085,702	2,085,702
SCHOOL OF PHARMACY MILLENNIUM GRADUATE FELLOWSHIP	0	17,633	0	17,633	17,633
TRUST FUND CLEARING ACCOUNT	0	0	0	0	0
APEGN SCHOLARSHIP	7,609	203	0	203	7,812
MARGARET WILLIAMS SCHOLARSHIP FUND	40,264	4,546	(2,000)	2,546	42,810
W EDGAR SCHOLARSHIP FUND	7,761	410	0	410	8,171
UNSPECIFIED SCHOLARSHIP FUND	38,570	6,734	0	6,734	45,304
DESIGNATED SCHOLARSHIP FUND	145,328	(10,185)	0	(10,185)	135,143

MEMORIAL UNIVERSITY OF NEWFOUNDLAND
SCHEDULE OF RESTRICTED FOR ENDOWMENT PURPOSES
SUMMARY OF ACTIVITY
AS AT MARCH 31, 2000

SCHEDULE F
PART B

DESCRIPTION	OPENING BALANCE	REVENUE	EXPENDITURE	NET CHANGE	CLOSING BALANCE
MEDICAL RESEARCH ENDOWMENT FUND	716,091	60,365	(2,000)	58,365	774,456
R C A F ASSOCIATION SCHOLARSHIP FUND	9,854	623	0	623	10,477
CLINICAL GENETIC ENDOWMENT FUND	632,109	41,326	(20,581)	20,745	652,854
NFLD STUDIES ENDOWMENT FUND	33,931	13,922	192	14,114	48,045
J.J. O'MARA ENDOWMENT FUND FOR PHARMACY	33,248	1,873	0	1,873	35,121
FISHERIES CONSERVATION CHAIR ENDOWMENT	665,854	(359,306)	0	(359,306)	306,548
GEORGE STORY ENDOWMENT FUND	62,941	3,731	(5,057)	(1,326)	61,615
HENRIETTA HARVEY ENDOWMENT FUND	1,372,077	82,546	(80,942)	1,604	1,373,681
T R JOB BEQUEST FUND	62,568	3,936	(2,371)	1,565	64,133
MPA EDUCATIONAL SABBATICAL LEAVE ENDOWMENT FUND	564,951	132,675	(110,691)	21,984	586,935
F W ANGEL LECTURE ENDOWMENT FUND	151,845	9,443	(8,715)	728	152,573
E. R. LAIRD LECTURE ENDOWMENT FUND	136,603	8,683	0	8,683	145,286
JOHN CLINCH CHAIR ENDOWMENT FUND	128,022	58,725	(9,708)	49,017	177,039
DR. JOHN HOENIG LECTURE ENDOWMENT FUND	32,909	2,049	0	2,049	34,958
M MACLEAN LECTURE FUND	39,591	1,986	(2,940)	(954)	38,637
AGNES AYRE MEMORIAL FUND	106,072	12,066	40	12,106	118,178
DAVID ALEXANDER ENDOWMENT FUND	24,849	1,653	0	1,653	26,502
JARVIS A WILLIAMS ENDOWMENT FUND	55,780	4,241	(2,821)	1,420	57,200
J R SMALLWOOD FOUNDATION FOR NEWFOUNDLAND STUDIES	1,287,313	96,484	(10,068)	86,416	1,373,729
THE DR. JOHN G. WILLIAMS ENDOWMENT	26,759	1,506	0	1,506	28,265
DAVID HAWKINS ENDOWMENT LECTURESHIP FUND	65,901	4,133	(1,506)	2,627	68,528
INDUSTRIAL RESEARCH CHAIR IN APPLIED SEISMOLOGY	610,344	37,733	0	37,733	648,077
PRATT LECTURE	56,885	3,575	0	3,575	60,460
PETRO CANADA YOUNG INNOVATOR AWARD FUND	131,938	80,729	0	80,729	212,667
WILLIAM F. SUMMERS GEOGRAPHICAL FIELD STUDIES ENDOWMENT FUND	18,758	1,348	0	1,348	20,106
SWGK FINE ARTS - PURCHASE OF ART WORK	36,426	2,308	1,875	4,183	40,609
TOTAL EXTERNALLY RESTRICTED ENDOWMENTS	28,776,141	5,192,896	(3,934,653)	1,258,243	30,034,384
INTERNALLY RESTRICTED ENDOWMENTS					
GENERAL UNIVERSITY ENDOWMENT FUND	6,900,294	(9,808)	9,125	(683)	6,899,611

MEMORIAL UNIVERSITY OF NEWFOUNDLAND
SCHEDULE OF RESTRICTED FOR ENDOWMENT PURPOSES
SUMMARY OF ACTIVITY
AS AT MARCH 31, 2000

SCHEDULE F
PART B

DESCRIPTION	OPENING BALANCE	REVENUE	EXPENDITURE	NET CHANGE	CLOSING BALANCE
TOTAL INTERNALLY RESTRICTED ENDOWMENTS	6,900,294	(9,808)	9,125	(683)	6,899,611
OTHER EXTERNALLY RESTRICTED FUNDS					
F W ROWE STUDENT LOAN FUND	18,657	1,005	0	1,005	19,662
J L PATON LOAN FUND	426,279	24,709	0	24,709	450,988
GERALD S DOYLE ENGINEERING LOAN FUND	36,305	1,692	0	1,692	37,997
PATON COLLEGE MASTERS LOAN FUND	57,523	2,481	0	2,481	60,004
BREEZEWAY EMERGENCY LOAN FUND	124,224	3,356	(4,395)	(1,039)	123,185
BARRETT MEMORIAL STUDENT EMERGENCY LOAN FUND	7,337	299	0	299	7,636
CSU CORNER BROOK STUDENT LOAN FUND	16,689	618	0	618	17,307
CLINICAL DEVELOPMENT LOAN FUND	257,208	(4,285)	(15,890)	(20,175)	237,033
INTERNATIONAL EMERGENCY LOAN FUND	12,413	526	(100)	426	12,839
STUDENT LOAN/CONTINGENCY FUND	53,440	58,096	(1,000)	57,096	110,536
TOTAL OTHER EXTERNALLY RESTRICTED FUNDS	1,010,075	88,497	(21,385)	67,112	1,077,187

MEMORIAL UNIVERSITY OF NEWFOUNDLAND
SCHEDULE OF OTHER RESTRICTED FUNDS
SUMMARY OF ACTIVITY
AS AT MARCH 31, 2000

SCHEDULE F
PART C

DESCRIPTION	CASH	INVESTMENTS	OTHER ASSETS	TOTAL ASSETS	ACCOUNTS PAYABLE	SURPLUS	TOTAL LIABILITIES AND SURPLUS
EXTERNALLY RESTRICTED ADMINISTERED TRUST FUNDS							
KRUGER	13,519	75,000	0	88,519	0	88,519	88,519
SWGK RESIDENCE PROGRAMME AND DEVELOPMENT FUND	9,812	0	0	9,812	0	9,812	9,812
THE RESIDENCE PROGRAMME AND DEVELOPMENT FUND	689	41,500	0	42,189	0	42,189	42,189
OPPORTUNITY FUND	3,817,892	2,335,482	0	6,153,374	0	6,153,374	6,153,374
THE ESTATE OF FRED A BERRY	0	99,089	0	99,089	0	99,089	99,089
CSU/MUN DAYCARE TRUST FUND	66,107	0	0	66,107	0	66,107	66,107
STUDENT HEALTH PLAN TRUST FUND	102,737	0	0	102,737	0	102,737	102,737
DEFERRED SALARY LEAVE PLANS	13,017	0	0	13,017	0	13,017	13,017
AAU FUND	3,685	199,227	0	202,912	0	202,912	202,912
SEA HAWKS BOOSTER CLUB FUND	4,283	0	0	4,283	0	4,283	4,283
CSU SWGC STUDENT UNION BUILDING	36,910	0	0	36,910	0	36,910	36,910
ASSOCIATES FUND	42,836	0	0	42,836	8,406	34,430	42,836
THE GRADUATE STUDENT DEVELOPMENT FUND	88,190	0	0	88,190	0	88,190	88,190
SPECIAL PURPOSE ACCOUNTS	4,852,631	0	2,101,083	6,953,714	198,832	6,754,882	6,953,714
TOTAL EXTERNALLY RESTRICTED ADMINISTERED TRUST FUNDS	9,052,308	2,750,298	2,101,083	13,903,689	207,238	13,696,451	13,903,689
DEFERRED CAPITAL CONTRIBUTIONS							
THE UNDERGRADUTE STUDENT DEVELOPMENT FUND	249,834	0	0	249,834	0	249,834	249,834
TOTAL DEFERRED CAPITAL CONTRIBUTIONS	249,834	0	0	249,834	0	249,834	249,834
FACULTY RESEARCH AND EDUCATION TRUSTS							
FACULTY OF MEDICINE RESEARCH AND EDUCATION TRUST	107,471	115,439	30,666	253,576	38,333	215,243	253,576
SCHOOL OF NURSING RESEARCH AND EDUCATION TRUST	26,536	66,038	0	92,574	1,178	91,396	92,574
FACULTY OF ARTS RESEARCH AND EDUCATION TRUST	41,692	35,000	200	76,892	0	76,892	76,892
SCHOOL OF MUSIC RESEARCH AND EDUCATION TRUST	50,395	0	0	50,395	0	50,395	50,395
SCHOOL OF SOCIAL WORK RESEARCH AND EDUCATION TRUST	35,914	0	0	35,914	0	35,914	35,914
FACULTY OF ENGINEERING RESEARCH AND EDUCATION TRUST	80,140	126,864	0	207,004	1,221	205,783	207,004
FACULTY OF SCIENCE RESEARCH AND EDUCATION TRUST	89,442	0	0	89,442	0	89,442	89,442
FACULTY OF BUSINESS RESEARCH & EDUCATION TRUST	13,312	100,000	0	113,312	250	113,062	113,312

MEMORIAL UNIVERSITY OF NEWFOUNDLAND
SCHEDULE OF OTHER RESTRICTED FUNDS
SUMMARY OF ACTIVITY
AS AT MARCH 31, 2000

SCHEDULE F
PART C

DESCRIPTION	CASH	INVESTMENTS	OTHER ASSETS	TOTAL ASSETS	ACCOUNTS PAYABLE	SURPLUS	TOTAL LIABILITIES AND SURPLUS
SCHOOL OF PHYSICAL EDUCATION RESEARCH AND EDUCATION TRUST	4,065	17,500	0	21,565	0	21,565	21,565
SIR WILFRED GRENFELL COLLEGE RESEARCH AND EDUCATION TRUST	142	49,220	0	49,362	0	49,362	49,362
FACULTY OF EDUCATION RESEARCH AND EDUCATION TRUST	74,059	80,505	0	154,564	151	154,413	154,564
SCHOOL OF CONTINUING STUDIES RESEARCH AND EDUCATION TRUST	70,399	80,000	0	150,399	0	150,399	150,399
LABRADOR INSTITUTE RESEARCH AND EDUCATION TRUST	564	0	0	564	0	564	564
OFFICE OF RESEARCH RESEARCH & EDUCATION TRUST	14,624	382,973	0	397,597	0	397,597	397,597
SCHOOL OF PHARMACY RESEARCH AND EDUCATION TRUST	872	77,000	23,755	101,627	0	101,627	101,627
STUDENT AFFAIRS AND SERVICES RESEARCH AND EDUCATION TRUST	8,137	4,968	0	13,105	0	13,105	13,105
WATER RESOURCES ENGINEERING RESEARCH RESEARCH AND EDUCATION	74,642	0	0	74,642	0	74,642	74,642
LIBRARY RESEARCH AND EDUCATION TRUST	1,245	0	0	1,245	0	1,245	1,245
STUDENT HEALTH RESEARCH AND EDUCATION TRUST	6,576	45,000	0	51,576	0	51,576	51,576
GRADUATE STUDIES RESEARCH AND EDUCATION TRUST	10,193	0	0	10,193	0	10,193	10,193
NEUROLOGY RESEARCH AND EDUCATION TRUST	8,506	17,000	0	25,506	0	25,506	25,506
TOTAL FACULTY RESEARCH AND EDUCATION TRUSTS	718,926	1,197,507	54,621	1,971,054	41,133	1,929,921	1,971,054
OTHER UNRESTRICTED FUNDS							
MARINE INSTITUTE BENEFITS TRUST	11,876	0	0	11,876	0	11,876	11,876
SUPPLEMENTAL PENSION	0	0	0	0	0	0	0
PROPERTY INSURANCE TRUST ACCOUNT	12,747	300,000	45,368	358,115	0	358,115	358,115
FOOD SERVICES CAPITAL IMPROVEMENT FUND	364,364	0	0	364,364	0	364,364	364,364
TOTAL OTHER UNRESTRICTED FUNDS	388,987	300,000	45,368	734,355	0	734,355	734,355

MEMORIAL UNIVERSITY OF NEWFOUNDLAND
SCHEDULE OF OTHER RESTRICTED FUNDS
SUMMARY OF ACTIVITY
AS AT MARCH 31, 2000

SCHEDULE F
PART D

DESCRIPTION	OPENING BALANCE	REVENUE	EXPENDITURE	NET CHANGE	CLOSING BALANCE
EXTERNALLY RESTRICTED ADMINISTERED TRUST FUNDS					
KRUGER	90,749	5,570	(7,800)	(2,230)	88,519
SWGC RESIDENCE PROGRAMME AND DEVELOPMENT FUND	9,323	14,873	(14,384)	489	9,812
THE RESIDENCE PROGRAMME AND DEVELOPMENT FUND	95,913	71,936	(125,659)	(53,723)	42,190
OPPORTUNITY FUND	8,946,660	(2,793,286)	0	(2,793,286)	6,153,374
THE ESTATE OF FRED A BERRY	99,089	0	0	0	99,089
CSU/MUN DAYCARE TRUST FUND	60,671	5,436	0	5,436	66,107
STUDENT HEALTH PLAN TRUST FUND	99,123	3,614	0	3,614	102,737
DEFERRED SALARY LEAVE PLANS	16,734	2,281	(5,998)	(3,717)	13,017
AAU FUND	228,197	(25,285)	0	(25,285)	202,912
SEA HAWKS BOOSTER CLUB FUND	14,573	60,881	(71,171)	(10,290)	4,283
CSU SWGC STUDENT UNION BUILDING	12,778	24,132	0	24,132	36,910
ASSOCIATES FUND	33,324	72,291	(71,184)	1,107	34,431
THE GRADUATE STUDENT DEVELOPMENT FUND	87,301	8,597	(7,708)	889	88,190
SPECIAL PURPOSE ACCOUNTS	5,639,006	8,768,322	(7,652,446)	1,115,876	6,754,882
TOTAL EXTERNALLY RESTRICTED ADMINISTERED TRUST FUNDS	15,433,441	6,219,362	(7,956,350)	(1,736,988)	13,696,453
DEFERRED CAPITAL CONTRIBUTIONS					
THE UNDERGRADUTE STUDENT DEVELOPMENT FUND	49,719	215,170	(15,054)	200,116	249,835
TOTAL DEFERRED CAPITAL CONTRIBUTIONS	49,719	215,170	(15,054)	200,116	249,835
FACULTY RESEARCH AND EDUCATION TRUSTS					
FACULTY OF MEDICINE RESEARCH AND EDUCATION TRUST	262,215	28,193	(75,164)	(46,971)	215,244
SCHOOL OF NURSING RESEARCH AND EDUCATION TRUST	67,981	29,843	(6,427)	23,416	91,397
FACULTY OF ARTS RESEARCH AND EDUCATION TRUST	129,254	(49,794)	(2,568)	(52,362)	76,892
SCHOOL OF MUSIC RESEARCH AND EDUCATION TRUST	36,737	13,158	500	13,658	50,395

MEMORIAL UNIVERSITY OF NEWFOUNDLAND
SCHEDULE OF OTHER RESTRICTED FUNDS
SUMMARY OF ACTIVITY
AS AT MARCH 31, 2000

SCHEDULE F
PART D

DESCRIPTION	OPENING BALANCE	REVENUE	EXPENDITURE	NET CHANGE	CLOSING BALANCE
SCHOOL OF SOCIAL WORK RESEARCH AND EDUCATION TRUST	9,315	28,402	(1,804)	26,598	35,913
FACULTY OF ENGINEERING RESEARCH AND EDUCATION TRUST	626,084	(160,453)	(259,848)	(420,301)	205,783
FACULTY OF SCIENCE RESEARCH AND EDUCATION TRUST	95,049	16,336	(21,943)	(5,607)	89,442
FACULTY OF BUSINESS RESEARCH & EDUCATION TRUST	143,959	(7,511)	(23,387)	(30,898)	113,061
SCHOOL OF PHYSICAL EDUCATION RESEARCH AND EDUCATION TRUST	20,055	1,510	0	1,510	21,565
SIR WILFRED GRENFELL COLLEGE RESEARCH AND EDUCATION TRUST	54,656	(5,294)	0	(5,294)	49,362
FACULTY OF EDUCATION RESEARCH AND EDUCATION TRUST	152,683	2,819	(1,088)	1,731	154,414
SCHOOL OF CONTINUING STUDIES RESEARCH AND EDUCATION TRUST	171,078	(15,949)	(4,730)	(20,679)	150,399
LABRADOR INSTITUTE RESEARCH AND EDUCATION TRUST	539	26	0	26	565
OFFICE OF RESEARCH RESEARCH & EDUCATION TRUST	590,370	(122,480)	(70,293)	(192,773)	397,597
SCHOOL OF PHARMACY RESEARCH AND EDUCATION TRUST	130,944	28,579	(57,895)	(29,316)	101,628
STUDENT AFFAIRS AND SERVICES RESEARCH AND EDUCATION TRUST	16,324	10,855	(14,073)	(3,218)	13,106
WATER RESOURCES ENGINEERING RESEARCH RESEARCH AND EDUCATION T	75,349	3,447	(4,154)	(707)	74,642
LIBRARY RESEARCH AND EDUCATION TRUST	1,189	57	0	57	1,246
STUDENT HEALTH RESEARCH AND EDUCATION TRUST	102,042	(50,466)	0	(50,466)	51,576
GRADUATE STUDIES RESEARCH AND EDUCATION TRUST	1,212	8,981	0	8,981	10,193
NEUROLOGY RESEARCH AND EDUCATION TRUST	21,291	8,660	(4,444)	4,216	25,507
TOTAL FACULTY RESEARCH AND EDUCATION TRUSTS	2,708,326	(231,081)	(547,318)	(778,399)	1,929,927
OTHER UNRESTRICTED FUNDS					
MARINE INSTITUTE BENEFITS TRUST	35,755	1,272	(25,151)	(23,879)	11,876
SUPPLEMENTAL PENSION	0	4,076	(4,076)	0	0
PROPERTY INSURANCE TRUST ACCOUNT	531,555	33,252	(206,692)	(173,440)	358,115
FOOD SERVICES CAPITAL IMPROVEMENT FUND	169,283	229,378	(34,297)	195,081	364,364
TOTAL OTHER UNRESTRICTED FUNDS	736,593	267,978	(270,216)	(2,238)	734,355

SCHEDULE G

MEMORIAL UNIVERSITY OF NEWFOUNDLAND
SCHEDULE OF INSURANCE COVERAGES
AND INSURABLE VALUES OF PROPERTY AND CONTENTS
AS AT 31 MARCH 2000

BUILDING NAME	REPLACEMENT VALUES (000's)			HISTORIC COST		
	BUILDING VALUE	CONTENTS VALUE	INSURABLE VALUE / BUILDING	APRIL 1, 1999	ADDITIONS (DISPOSALS)	MARCH 31, 2000
	\$	\$	\$	\$	\$	\$
ST. JOHN'S AND AREA						
ARTS AND ADMINISTRATION BUILDING						
- ORIGINAL	12,358	2,166	14,524			
-RENOVATIONS						
-EXTENSION	11,968	1,097	13,065	9,028,652		9,028,652
CAMPUS WIDE BUSINESS INTERRUPTION	10,000		10,000			
UNIVERSITY CENTRE				12,088,853	4,755,701	16,844,554
FIELD HOUSE				373,085	81,598	454,683
AQUACULTURE FACILITY				3,244,798	(31,138)	3,213,660
MEMORIAL TOWER				49,849	673,657	723,506
OSC ANNEX				114,209		114,209
UTILITIES ANNEX EXTENSION				1,256,292	5,348,691	6,604,983
HENRRIETTA HARVEY BUILDING ELIZABETH AVENUE	7,387	3,393	10,780	1,931,850		1,931,850
SCIENCE BUILDING ELIZABETH AVENUE	53,926	25,126	79,052			
PHYSICAL EDUCATION BUILDING PEDAGOGUES CLOSE	11,769	1,245	13,014			
BUSINESS ADMINISTRATION MORRISEY ROAD	9,422	1,188	10,610	4,991,767		4,991,767
ROBERT A BARTLETT BUILDING MORRISEY ROAD	2,520	2,655	5,175	1,038,841		1,038,841
COMPUTING SERVICES COMPUTER SCIENCE ELIZABETH AVENUE	639	652	1,291			
G A HICKMAN BUILDING (EDUCATION) IRWINS ROAD	26,836	10,816	37,652			

**MEMORIAL UNIVERSITY OF NEWFOUNDLAND
SCHEDULE OF INSURANCE COVERAGES
AND INSURABLE VALUES OF PROPERTY AND CONTENTS
AS AT 31 MARCH 2000**

BUILDING NAME	REPLACEMENT VALUES (000's)			HISTORIC COST		
	BUILDING	CONTENTS	INSURABLE	ADDITIONS		
	VALUE	VALUE	VALUE / BUILDING	APRIL 1, 1999	(DISPOSALS)	MARCH 31, 2000
	\$	\$	\$	\$	\$	\$
SERVICES BUILDING PHELAN ROAD	5,137	795	5,932	1,084,573		1,084,573
STUDENT HEALTH BUILDING ELIZABETH AVENUE	244	41	285			
HENRIETTA HARVEY ANNEX ELIZABETH AVENUE	1,045	488	1,533			
<u>PATON COLLEGE RESIDENCES</u>						
ROTHERMERE HOUSE	2,887	166	3,053			
BOWATER HOUSE	2,887	166	3,053			
DOYLE HOUSE	2,887	166	3,053			
SQUIRES HOUSE	2,887	166	3,053			
BLACKALL HOUSE	3,252	187	3,439			
CURTIS HOUSE	3,252	187	3,439			
BARNES HOUSE	3,252	187	3,439			
BURKE HOUSE	3,252	187	3,439			
HATCHER HOUSE	7,675	1,047	8,722			
DINING HALL	3,046	569	3,615			
<u>BURTON'S POND APARTMENTS</u>						
GUY COURT	3,435	194	3,629			
GILBERT COURT	3,435	194	3,629			
CARTIER COURT	3,435	194	3,629			
CABOT COURT	3,435	194	3,629			
BALTIMORE COURT	1,146	68	1,214			
CORTE REAL COURT	1,489	139	1,628			
INCINERATOR MT. SCIO ROAD	100	127	227			
4 CLARK PLACE	126	52	178			

SCHEDULE G

MEMORIAL UNIVERSITY OF NEWFOUNDLAND
SCHEDULE OF INSURANCE COVERAGES
AND INSURABLE VALUES OF PROPERTY AND CONTENTS
AS AT 31 MARCH 2000

BUILDING NAME	REPLACEMENT VALUES (000's)			HISTORIC COST		
	BUILDING	CONTENTS	INSURABLE	ADDITIONS		
	VALUE	VALUE	VALUE / BUILDING	APRIL 1, 1999	(DISPOSALS)	MARCH 31, 2000
	\$	\$	\$	\$	\$	\$
6 CLARK PLACE	93	27	120			
202 ELIZABETH AVENUE	122	56	178			
ALUMNI HOUSE 5 WESTERLAND ROAD	143	44	187			
WAREHOUSE MT. SCIO ROAD	759	445	1,204			
<u>BOTANICAL GARDEN PROPERTY</u>						
INTERPRETATIVE BUILDING	389	51	440			
RESIDENCE 318 MT SCIO ROAD	160	23	183			
ALPINE HOUSE	20		20			
WILDLIFE GARDEN SHED	8		8			
GREENHOUSE #1	66	6	72			
BLACKALL BUILDING ELIZABETH AVENUE	1,547	2,446	3,993	530,552		530,552
GREENHOUSE #2 SOUTH CAMPUS BOILER ROOM	151	8	159			
<u>PROPERTY ON MT. SCIO ROAD:</u>						
238 MT. SCIO ROAD		57	57			
307 MT. SCIO ROAD	71	10	81			
VIVARIUM	3,150	1,235	4,385			
FOOD SCIENCES LAB	514	336	850	377,430		377,430
FILM UNIT AND VECTOR BIOLOGY	1,720	461	2,181			
VECTOR PATHOLOGY	217	22	239			
WASTE STORAGE BUILDING	82		82			
191 MT. SCIO ROAD	273	68	341			
PORTABLE CLASSROOM	66	2	68			

SCHEDULE G

MEMORIAL UNIVERSITY OF NEWFOUNDLAND
SCHEDULE OF INSURANCE COVERAGES
AND INSURABLE VALUES OF PROPERTY AND CONTENTS
AS AT 31 MARCH 2000

BUILDING NAME	REPLACEMENT VALUES (000's)			HISTORIC COST		
	BUILDING	CONTENTS	INSURABLE	ADDITIONS		
	VALUE	VALUE	VALUE / BUILDING	APRIL 1, 1999	(DISPOSALS)	MARCH 31, 2000
	\$	\$	\$	\$	\$	\$
PUMP HOUSE LARKHALL STREET	28	49	77			
SOUTH CAMPUS BOILER PHELAN ROAD	2,537	559	3,096			
QUEEN ELIZABETH LIBRARY IRWINS ROAD	42,723	338,219 500	380,942 500	14,007,537		14,007,537
BUILDING WOODLOT PADDY'S POND	64	6	70			
CHEMISTRY - PHYSICS BUILDING IRWINS ROAD	47,172	26,483	73,655			
ALEXANDER MURRAY BUILDING ARTIC AVENUE	39,322	12,012	51,334	24,438,784		24,438,784
S. J. CAREW BUILDING ARTIC AVENUE	64,793	31,185	95,978			
HEALTH SCIENCES CENTRE NURSING AND PHARMACY REMOTE MEDICINE CLINCH CRESENT		79,230	79,230	5,608,793 1,734,329		5,608,793 1,734,329
OCEAN SCIENCES CENTRE LABORATORY (MSRL) ANNEX SEAL TANK	5,731 4,718 614	3,130 1,648 10	8,861 6,366 624			
M. O. MORGAN BUILDING (MUSIC) BURTON'S POND ROAD	4,582	1,992	6,574	5,401,796		5,401,796

SCHEDULE G

MEMORIAL UNIVERSITY OF NEWFOUNDLAND
SCHEDULE OF INSURANCE COVERAGES
AND INSURABLE VALUES OF PROPERTY AND CONTENTS
AS AT 31 MARCH 2000

BUILDING NAME	REPLACEMENT VALUES (000's)			HISTORIC COST		
	BUILDING	CONTENTS	INSURABLE	ADDITIONS		
	VALUE	VALUE	VALUE / BUILDING	APRIL 1, 1999	(DISPOSALS)	MARCH 31, 2000
	\$	\$	\$	\$	\$	\$
THOMPSON STUDENT CENTRE ELIZABETH AVENUE	18,610	1,698	20,308	452,308		452,308
UTILITIES ANNEX SANDPITTS ROAD	4,154	9,946	14,100			
GEOMAGNETIC LAB WHITE HILLS	540	59	599			
ANIMAL CARE BUILDING PRINCE PHILIP PARKWAY	5,925	658	6,583	5,597,604		5,597,604
QUEEN'S COLLEGE	8,522	1,035	9,557	743,709		743,709
SPENCER HALL	3,296	318	3,614	710,499		710,499
FIELD HALL	3,393	318	3,711	710,499		710,499
TUNNELS MAIN CAMPUS				1,555,541		1,555,541
EARTH SCIENCES TRAILER						
CSU DAYCARE CENTRE	2,278	253	2,531	1,951,689		1,951,689
PSYCHOLOGY TEMPORARY IRWINS ROAD	1,105	110	1,215			
TEMPORARY TRAILER ARTIC AVENUE	63	5	68			
CENTRIFUGE BUILDING	3,914	4,975	8,889	3,305,570		3,305,570

SCHEDULE G

**MEMORIAL UNIVERSITY OF NEWFOUNDLAND
SCHEDULE OF INSURANCE COVERAGES
AND INSURABLE VALUES OF PROPERTY AND CONTENTS
AS AT 31 MARCH 2000**

BUILDING NAME	REPLACEMENT VALUES (000's)			HISTORIC COST		
	BUILDING VALUE	CONTENTS VALUE	INSURABLE VALUE / BUILDING	APRIL 1, 1999	ADDITIONS (DISPOSALS)	MARCH 31, 2000
	\$	\$	\$	\$	\$	\$
VARIOUS SKYWALKS	3,132		3,132			
ST. JOHN'S COLLEGE PRINCE PHILIP PARKWAY	3,492	329	3,821			
COUGHLAN COLLEGE PRINCE PHILIP PARKWAY	5,781		5,781			
20 LAMBS LANE	263		263			
CLYDE AVENUE, WAREHOUSE		918	918			
MOORES BUILDING 1199 TOPSAIL ROAD		172	172			
CANADA GAMES PARK COMPLEX BUSINESS INTERRUPTION	13,920	778 2,000	14,698 2,000			
CAMPUS NETWORK PROJECT	0	1,682	1,682	1,730,766		1,730,766
MARINE INSTITUTE						
MARINE INSTITUTE - CONTENT	377	38,247	38,624			
MED - CENTRE FOXTRAP		589	589			
NAGLES HILL MARINE INSTITUTE		601	601			
OFFSHORE SURVIVAL BUILDING		327	327			
SOUTHSIDE ROAD		229	229	0	888,758	888,758

SCHEDULE G

**MEMORIAL UNIVERSITY OF NEWFOUNDLAND
SCHEDULE OF INSURANCE COVERAGES
AND INSURABLE VALUES OF PROPERTY AND CONTENTS
AS AT 31 MARCH 2000**

BUILDING NAME	REPLACEMENT VALUES (000's)			HISTORIC COST		
	BUILDING	CONTENTS	INSURABLE	ADDITIONS		
	VALUE	VALUE	VALUE / BUILDING	APRIL 1, 1999	(DISPOSALS)	MARCH 31, 2000
	\$	\$	\$	\$	\$	\$
CORNER BROOK						
1 COBB LANE						
72 WEST VALLEY ROAD	117	31	148			
SIR WILFRED GRENFELL	5,329	8,908	14,237			
SWGC STUDENT CENTRE	444	68	512			
AND PORTABLE CLASSROOM						
FINE ARTS BUILDING	8,704	1,372	10,076	7,573,560		7,573,560
LEASED OFFICE SPACE	170		170			
STRAWBERRY HILL	868	319	1,187			
PASADENA, NF						
SWGC EXTENSION		13,955	13,955	5,066,727	25,322	5,092,049
FORESTRY CENTER	6,229	468	6,697	6,077,210	49,356	6,126,566
ARTS/SCIENCE EXTENSION	1,164		1,164	1,055,142		1,055,142
OTHER LOCATIONS						
NORRIS POINT BIOLOGY UNIT	130	10	140			
HARLOW CAMPUS, ENGLAND						
NORTH STAR BUILDING, GOOSE BAY		211	211			
GRAND TOTAL	<u>528,884</u>	<u>644,761</u>	<u>1,173,645</u>	<u>123,832,814</u>	<u>11,791,946</u>	<u>135,624,760</u>

SCHEDULE G

MEMORIAL UNIVERSITY OF NEWFOUNDLAND
SCHEDULE OF INSURANCE COVERAGES
AND INSURABLE VALUES OF PROPERTY AND CONTENTS
AS AT 31 MARCH 2000

BUILDING NAME	REPLACEMENT VALUES (000's)			HISTORIC COST		
	BUILDING	CONTENTS	INSURABLE	ADDITIONS		
	VALUE	VALUE	VALUE / BUILDING	APRIL 1, 1999	(DISPOSALS)	MARCH 31, 2000
	\$	\$	\$	\$	\$	\$
MOTOR VESSELS						
<u>MARINE INSTITUTE:</u>						
M.V. MARES	225		225			
FAST RESCUE CRTAFT	86		86			
WHITTAKER RESCUE CAPSULE	123		123			
MV INNOVATION	210		210			
MV C.S.S. LOUIS M LAUZIER	4,000		4,000			
<u>MEMORIAL UNIVERSITY:</u>						
KARL AND JACKIE	100		100			
ELSIE G.	100		100			
TOTAL VESSELS	4,844	0	4,844			

COMPENSATION PRACTICES AT MEMORIAL UNIVERSITY OF NEWFOUNDLAND

Compensation at Memorial University is determined by the duties and responsibilities of respective positions.

At the executive level, the Board of Regents, on the recommendation of its Executive Compensation Committee, determines the salary levels for the university's president and vice-presidents.

Compensation for deans, academic directors and academic department heads includes a salary on a faculty member's scale, based on experience, rank and highest degree, in accordance with a collective agreement negotiated with the Memorial University of Newfoundland Faculty Association (MUNFA). In addition, there is an administrative stipend, set by the Board of Regents, the level of which is dependent on the size and complexity of the faculty, school or department.

For faculty and staff, compensation is determined through collective bargaining between the university and the various unions representing each employee group; MUNFA, the Canadian Union of Public Employees (CUPE), and the Newfoundland Association of Public Employees (NAPE). Periodic reviews of staff positions, including compensation levels, have been conducted with the assistance of external consultants since 1994.

Compensation for administrative directors and managers is set by the Board of Regents. A review of compensation in these positions was conducted by an external consultant in 1994-95. All positions are compensated by application of a performance-based pay plan.

The attached tabular information and explanatory notes provide an overview of salary ranges for academic, administrative and executive positions at Memorial University. According to the information reported and available from Canadian universities of a comparable size, salary levels for these positions are within the range of those offered elsewhere.

Attachment

MEMORIAL UNIVERSITY OF NEWFOUNDLAND
EXECUTIVE SALARY RANGES
MARCH 31, 2000

	Salary Range (\$)	Number of Employees
President and Vice-Chancellor	135,000 - 185,000	1
Vice-Presidents:		
▶ Academic and Pro Vice-Chancellor	110,000 - 140,000	1
▶ Admin. & Finance and Legal Counsel	106,000 - 132,500	1
▶ Research and International Relations	100,700 - 121,900	1
Executive Director (Marine Institute)	95,400 - 116,600	1

Note: Executive salary ranges were not generally available from other Universities; however, some actual salaries available from Universities of comparable size range from:

	Low(\$)	High(\$)
President	177,600	226,100
V.P. (Academic)	132,500	173,000
V.P. (Research)	130,200	157,500
V.P. (Admin.)	108,300	144,555

MEMORIAL UNIVERSITY OF NEWFOUNDLAND
ACADEMIC SALARY RANGES
MARCH 31, 2000

	Salary Range (\$)	Number of Employees
Academic Executive:	note (1)	16
▶ Deans of Faculties/Schools		7
▶ Director of Faculty Relations		1
▶ Directors of Schools		5
▶ Principal (SWGC)		1
▶ University Librarian		1
▶ Executive Director		1
Academic Management:	note (2)	70
▶ Vice Dean (Medicine)		1
▶ Vice-Principal (SWGC)		1
▶ Associate Deans		13
▶ Assistant Deans		7
▶ Department Heads		37
▶ Directors		3
▶ Associate Directors		5
▶ Associate University Librarian		3
Academic Staff:	19,040 - 92,432	1,127
▶ Professor	53,000 - 92,432	256
▶ Associate Professor	42,824 - 73,352	342
▶ Assistant Professor	35,192 - 49,184	186
▶ Lecturer	30,104 - 39,008	175
▶ Librarians	27,560 - 88,616	36
▶ Instructors - Marine Institute	19,040 - 68,991	132

Note 1: Academic Deans and Directors receive a salary depending upon professorial rank plus an administrative stipend in the range of \$6,000 to \$25,000 per year depending on the size and complexity of their academic units, and whether they are serving a first or a second term.

Note 2: Academic Departments Heads receive a salary based upon their professorial rank plus an administrative stipend in the range of \$3,000 to \$6,000 depending on the size of their academic unit.

**MEMORIAL UNIVERSITY OF NEWFOUNDLAND
COMPARISON OF SALARY RANGES
FOR UNIVERSITIES OF COMPARABLE SIZE**

	Full Professor		Associate Professor		Assistant Professor		Lecturers	
	Minimum \$	Maximum \$	Minimum \$	Maximum \$	Minimum \$	Maximum \$	Minimum \$	Maximum \$
Calgary	59,993	n/a	46,213	75,093	41,245	58,705	30,117	39,028
Carlton	65,710	99,550	49,780	99,550	39,820	99,550	31,860	99,550
Dalhousie	52,181	98,208	44,355	77,748	36,530	56,822	32,288	47,308
Guelph	67,834	n/a	54,267	n/a	41,111	n/a	34,944	n/a
Manitoba	68,804	105,255	53,245	81,444	41,277	63,134	32,063	49,051
McMaster	68,671	n/a	54,243	n/a	41,961	n/a	33,871	n/a
Memorial	53,000	92,432	42,824	73,352	35,192	49,184	30,104	39,008
Ottawa	64,397	108,055	53,636	90,954	44,682	67,155	38,372	49,277
Queens	58,520	none	46,350	none	40,000	none	none	none
Simon	63,754	99,999	52,365	78,397	40,976	57,572	40,976	57,572
Fraser	65,618	96,240	52,493	78,379	41,561	64,524	36,555	47,283
UNB	n/a	n/a	n/a	n/a	n/a	n/a	n/a	n/a
Western								

NOTES:

- 1) Faculty Salary ranges are taken from the Association of Universities and Colleges of Canada (AUCC) Faculty Remuneration Survey Report, Salary floors and ceilings, 1999 Report, May 1999.
- 2) The notation n/a means salary information not available.

MEMORIAL UNIVERSITY OF NEWFOUNDLAND
ADMINISTRATIVE SALARY RANGES
MARCH 31, 2000

	Salary Range (\$)	Number of Employees
Administrative Directors Level 4: <ul style="list-style-type: none"> ▶ Director, Facilities Management ▶ Director, Human Resources ▶ Director, Student Health Services ▶ Registrar 	74,200 - 90,100	4
Administrative Directors Level 3: <ul style="list-style-type: none"> ▶ Comptroller ▶ Director, Animal Care ▶ Director, Budgets and Audit ▶ Director, Centre for Institutional Analysis & Planning ▶ Director, Computing and Communications ▶ Director, Technical Services ▶ Director, University Relations 	68,900 - 84,800	7
Administrative Directors Level 2: <ul style="list-style-type: none"> ▶ Director, Administration & Finance (SWGC) ▶ Director, Administration & Finance (MI) ▶ Director, Alumni Affairs & Development ▶ Director, General Student Services ▶ Associate Director & ADR Coordinator ▶ Director, Student Housing and Food Services 	58,300 - 74,200	5
Administrative Directors Level 1: <ul style="list-style-type: none"> ▶ Director, Office of Research ▶ Director, Student Development 	53,000 - 68,900	1
Marine Institute Academic and Industrial Response Unit Managers	50,000 - 85,330	10
Management and Professional Staff (Note 1)	18,700 - 72,200	220
Administrative Staff (Note 2)	18,300 - 81,640	1,670

Note 1: Management and professional staff ranges reflect 15 salary levels developed under the university's Job Evaluation System.

Note 2: Administrative and academic support staff salary ranges reflect salary levels defined by union collective agreements or non-bargaining terms and conditions of employment.

Note 3: Administrative directors who reach the top of their salary scale are eligible for an annual performance bonus.