


CREATING COMMUNITY IN YOUR REMOTE COURSE

Relationships are the very basis of teaching and learning. Students are more engaged when they develop a sense of connection with their instructor and peers.

Below are four steps with suggestions, and supporting evidence-based resources, to help you create a sense of community in a remote course. This succinct guide is a synthesis of a variety of Centre for Innovation in Teaching and Learning (CITL) resources, such as our [Instructional Continuity Site](#), our [Guide for Preparing your Course for Remote or Online Learning](#), and our [Learning Technology Guide](#).




Establish a Sense of Connection

- Create a sense of your presence with a personal biography and photo/video.(1,2)
- Create a Discussion Forum for student introductions and encourage sharing of pictures/videos, pronouns, personal interests (e.g., music, movies, books).(3)
- Invite students to meet with you in small groups or individually at the beginning of the semester.(4)
- Hold office hours using Brightspace Online Rooms, WebEx Office, or Navigate tools.(1)
- Give students a variety of options to connect to their classmates and to you, to respect differing needs for privacy. (5,6)

Supporting resources:

1. [Communication and Engagement Resource](#)
2. [Instructor Presence in an Online Classroom](#)
3. [Using the Discussion tool in Brightspace](#)
4. [Using the Groups tool in Brightspace](#)
5. [Privacy in Remote Teaching](#)
6. [MUN's Privacy Policy](#)



Develop a Caring and Inclusive Environment

- Begin virtual classes with a check-in about students' well-being.
- Greet or call students by name whenever possible. You can check with students individually to confirm correct pronunciation.
- When you introduce yourself, include your pronouns and invite students to share their pronouns.
- Provide a syllabus that clearly lays out a schedule and expectations for the semester. (1)
- Provide students with clear guidance on how and when they can contact you, and how long they may expect to wait for a response. (1)
- Survey student about their needs and concerns at the beginning of the semester and follow up to see what accommodations or alternatives they may need. (2)
- Offer choice to students, such as a variety of options for assessments, whenever possible.(3,4)
- Provide a transcript or closed-captioning for video lectures. (3,4)
- Provide information to students on supports available at Memorial.(5,6,7,8)

Supporting resources:

1. [MUN's Course Syllabus Requirement](#)
2. [Student Remote Experience Survey, Winter 2021](#)
3. [Accessible Remote Teaching Guidelines](#)
4. [MUN's Accessibility Policy](#)
5. [MUN Student Life](#)
6. [Trans and Gender Diverse Student Guide](#)
7. [Indigenous Student Resource Centre](#)
8. [MUN's The Blundon Centre](#)




Encourage Students to Work Together

- Create a Discussion Forum for students to ask any course-related question. (1,2)
- Use the Twitter widget in Brightspace to facilitate class dialogue.(3)
- Engage students to engage in collaborative notetaking or building summary tables or mind maps on course concepts.(4)
- Include peer feedback in assignments using PeerScholar or ePortfolio. (5,6)
- Have students lead group discussions in breakout rooms, assigning roles of moderator, recorder, timekeeper, reporter.
- Encourage students to interact using the chat feature in Brightspace.

Supporting resources:

1. [Using the Discussion tool in Brightspace](#)
2. [Using the Groups tool in Brightspace](#)
3. [Twitter Instructions](#)
4. [Collaborative Notetaking](#)
5. [Peer Scholar](#)
6. [ePortfolio](#)



Foster a Wider Sense of Belonging in the Broader Community

- Encourage students to take part in remote campus events or webinars. (1)
- Share relevant campus news stories with the class. (2)
- Share links to relevant community events or webinars.
- Share links to current media pieces relevant to course materials.
- Invite guest speakers from community organizations into your course.

Supporting resources:

1. [Using the News Announcement tool in Brightspace](#)
2. [MUN Gazette](#)



Additional Resources

- [Recorded Webinar on Building Community in Remote Learning](#)
- [Improving Online Communication](#)
- [Universal Design for Learning Guidelines](#)

**Have more questions about creating community in your remote course?
Contact CITL's Support Centre.**

citl.mun.ca/support